

***HERITAGE HARBOR  
COMMUNITY DEVELOPMENT DISTRICT***

***Advanced Meeting Package***

***Regular Meeting***

***Thursday  
June 21, 2018  
6:30 p.m.***

***Location:  
Heritage Harbor Clubhouse  
19502 Heritage Harbor Parkway  
Lutz, FL 33558***

***Note: The Advanced Meeting Package is a working document and thus all materials are considered DRAFTS prior to presentation and Board acceptance, approval or adoption.***

# Heritage Harbor Community Development District

---

## Development Planning and Financing Group

[X] 250 International Parkway, Suite 280  
Lake Mary FL 32746  
321-263-0132 Ext. 4205

[ ] 15310 Amberly Drive, Suite 175  
Tampa, Florida 33647  
813-374-9105

Board of Supervisors  
**Heritage Harbor Community Development District**

Dear Board Members:

The Regular Meeting of the Board of Supervisors of the Heritage Harbor Community Development District is scheduled for **Thursday, June 21, 2018 at 6:30 p.m. at the Heritage Harbor Clubhouse, 19502 Heritage Harbor Parkway, Lutz, FL 33558**

*The advanced copy of the agenda for the meeting is attached along with associated documentation for your review and consideration.* Any additional support material will be distributed at the meeting.

The balance of the agenda is routine in nature. Staff will present their reports at the meeting. If you have any questions, please contact me. I look forward to seeing you there.

Sincerely,

*Patricia Comings-Thibault*

Patricia Comings-Thibault  
District Manager

Cc: Attorney  
Engineer  
District Records

District: **HERITAGE HARBOR COMMUNITY DEVELOPMENT DISTRICT**

Date of Meeting: Thursday, June 21, 2018

Time: 6:30 P.M.

Location: Heritage Harbor Clubhouse  
19502 Heritage Harbor Parkway  
Lutz, Florida

Dial –in Number: 712-775-7031  
Guest Access Code: 109-516-380

### ***Agenda***

**I. Roll Call**

**II. Audience Comments**

**III. Landscape & Pond Maintenance**

A. Greenview Landscape as Inspected by OLM – June- 2018 – 93.5% Exhibit 1

B. Aquatic Systems Report Exhibit 2

**IV. Operations**

A. Golf Course Report

B. DPFG Operations Exhibit 3

C. Discussion of Staff Job Description Exhibit 4

**V. Administrative**

A. Consideration of the Regular Meeting Minutes – May 15, 2018 Exhibit 5

B. Consideration of the May 2018 Unaudited Financial Statements Exhibit 6

**VI. Business Matters**

A. PRAG Discussion Regarding Refunding Exhibit 7

B. Discussion of FY 2018/2019 Budget Exhibit 8

C. Discussion of FY 2017 Assigned Fund Balance Exhibit 9

D. Discussion of Trespass Authorization Exhibit 10

**VII. Staff Reports**

- A. District Manager
- B. District Attorney
- C. District Engineer

**VIII. Supervisors Requests**

**IX. Audience Comments**

**X. Adjournment**



# EXHIBIT 1



# HERITAGE HARBOR CDD

LANDSCAPE INSPECTION

June 7, 2018

ATTENDING:

LARRY RHUM – GREENVIEW LANDSCAPE

PAUL WOODS – OLM, INC.

**SCORE: 93.5%**

**NEXT INSPECTION  
JULY 5<sup>TH</sup>, 2018 AT 10:30 AM**

---

## CATEGORY I: MAINTENANCE CARRYOVER ITEMS FROM

NONE

## CATEGORY II: MAINTENANCE ITEMS

### HARBOR TOWNE

1. Entrance: Control bed weeds on the open bed.
2. As soon as possible, complete the sod installations. Due to recent heavy rains the sod farms have not had product, however I would closely monitor for weeds in the areas that have been prepped for sod.
3. Entrance: Control emerging bed weeds throughout the Firecracker plants.
4. Adjacent to the Pro-Shop entrance: Prune the stubs from the Gardenia Privets.
5. Refertilize to improve the vigor in the multi-stem Gardenias.
6. Control crack weeds.
7. Use selective herbicides to recue grassy weeds in the mixed turf stands, promoting infilling growth of the Bermuda grass.
8. Control fire ant mounds, raking down the mounds once they have been eradicated.
9. Near the playground: Remove the accumulation of the soil on the drain, maintaining clearance of all surfaces drains.
10. Throughout the tennis courts: Control crack weeds.
11. In front of the tennis court: Trench the mulch, raking out the heavy accumulation that has been washed.
12. Entrance and hockey rink: Remove trash and debris along the pond shore.
13. **Entrance: Control bed weeds in the seasonal color beds.**

### PARKWAY

14. Right of way to the north of Harbor Link Drive intersection: Use nonselective control to

eliminating volunteer plants or bed weeds.

15. Pond shore in the 19200 Block of Inlet Cove: Line trim the turf to a uniform height, in the areas that are too saturated to operate mowers.
16. Across from Sandy Shores intersection: Remove the leaf debris in the inlet.

#### ENTRANCE

17. Along the exit side lane: Prune and/or remove the Spanish Moss up to 15 feet.

#### LUTZ LAKE FERN FRONTAGE

18. Remove the grass runners on the bike path.

### **CATEGORY III: IMPROVEMENTS – PRICING**

1. Harbor Lakes/ Sandy Springs intersection: Provide a price to remove the homeowner pruning debris dumped on the District right of way.

### **CATEGORY IV: NOTES TO OWNER**

1. During today's inspection, we discussed the request to reduce the seasonal color unit pricing. From the survey of current landscape proposals and bids, 3 inch plants are not in production according to the growers availability list, unless they are custom grown. Greenview can review their cost and make a recommendation on the quantity reduction or changes to the program that may achieve any financial objectives of the District. I would be happy to further discuss the seasonal color program, please feel free to call me 813.352.6670.
2. Harbor Lakes / Sandy Springs intersection: Illegal dumping has been stacked on the CDD property. Greenview will provide a proposal to remove the landscape pruning debris.

### **CATEGORY V: NOTES TO CONTRACTOR**

NONE

PGW:kn

cc: Patricia Comings-Thibault [patricia.comings-thibault@dpfg.com](mailto:patricia.comings-thibault@dpfg.com)  
Ray Lotito [Raymond.dpfg@gmail.com](mailto:Raymond.dpfg@gmail.com)  
Larry Rhum [debs@greenviewfl.com](mailto:debs@greenviewfl.com)

# EXHIBIT 2



# Heritage Harbor Waterway Inspection Report

---

**Reason for Inspection:** Routine Scheduled

**Inspection Date:** 5/30/2018

**Prepared for:**

Ms. Patricia Thibault  
Senior Manager  
DPFG  
15310 Amberly Drive, Suite #175  
Tampa, FL 33647

**Prepared by:**

Morgan Melatti, Account Representative/Biologist

Aquatic Systems, Inc. - Wesley Chapel Field Office  
Corporate Headquarters  
2100 N.W. 33<sup>rd</sup> Street, Pompano Beach, FL 33069  
1-800-432-4302



## Site: 4/5

**Comments:** Normal growth observed

Minor amounts of Pennywort and shoreline vegetation can be observed decomposing in site #4 (above). Site #5 is in good condition with no obvious issues.

## Site: 6/7

**Comments:** Site looks good

Site #6 (above) and #7 (top and bottom right) are both in good condition. No new algae growth was observed and nuisance vegetation is well under control. Monitoring and maintenance will continue as scheduled.



## Site: 8/9



**Comments:** Site looks good

Site #8 (above) and site #9 (top and bottom right) are both in good condition. Monitoring and maintenance will continue as scheduled.

## Site: 10/11



**Comments:** Site looks good

Site #10 (above) was seen with a minor amount of shoreline vegetation which will be targeted at an upcoming maintenance visit. No issues were observed at site #11 (top and bottom right).



# Heritage Harbor Waterway Inspection Report 5/30/2018

Site: 12/62



**Comments:** Site looks good

Site #12 (above) and #62 (top and bottom right) are both in good condition. No new algae growth was observed and nuisance vegetation is well under control. Monitoring and maintenance will continue as scheduled.

Site: 13/76



**Comments:** Normal growth observed

Normal growth of the conservation-side vegetation was observed at site #76. Willow trees receive regular treatment to prevent encroachment into the waterway. Site #13 is in good condition with no obvious issues seen.



# Heritage Harbor Waterway Inspection Report | 5/30/2018

## Site: 14



### Comments: Site looks good

Site #14 looks good. No issues were noted during the onsite inspection. Monitoring and maintenance will continue as scheduled.

## Site: 15/16



### Comments: Site looks good

Site #15 (above) and #16 (top and bottom right) are both in good condition. No new algae growth was observed and nuisance vegetation is well under control. Willow trees on the conservation side of site #16 show signs of treatment to prevent encroachment.



# Heritage Harbor Waterway Inspection Report | 5/30/2018

Site: 17/18



**Comments:** Site looks good

Site #17 (above) and #18 (top and bottom right) are both in good condition. No new algae growth was observed and nuisance vegetation is well under control. Monitoring and maintenance will continue as scheduled.

## Management Summary

The waterways of Heritage Harbor included in the June 2018 Waterway Inspection Report are in excellent condition. No surface filamentous algae was seen in any of the seventeen sites inspected. Submersed nuisance or invasive vegetation was minimal and shoreline vegetation was seen with a normal amount in a minority of the sites. Most ponds were observed to have high or normal water levels with almost no undesired vegetation.

Although no algae was present during the onsite inspection, the increased temperature and rainfall of summer will typically fuel algae growth. The climate in Florida is wonderful in many ways, but the year-round warm weather and extra heat in the summer can bring on algae blooms quickly. Many lakes in Florida have problems with algae because they are man-made for storm water retention and pollution control. These shallow lakes are often low in oxygen and have high sunlight penetration, causing excessive growth of unsightly algae and other problems. We will continue to monitor quickly-reoccurring algae blooms in monthly inspection reports and make recommendations as necessary.

## Recommendations/Action Items

- Continue Routine Maintenance.
- Monitor and Manage New Algae Growth.

Thank You For Choosing Aquatic Systems, Inc.!

# EXHIBIT 3



# HERITAGE HARBOR COMMUNITY DEVELOPMENT DISTRICT



Operations Report – June 2018



# ACCOMPLISHMENTS

---

- Hired a new Part-Time maintenance technician
- Repaired broken window in the fitness room
- Set-up and removal of Garage sale signage
- Pressure washed following areas:
  - The bridge near the clubhouse
  - Back gate entrances
  - Front entrance
  - Pool deck

# ACCOMPLISHMENTS - CONTINUED

---

- Worked with the HOA on the change over from Jani-King to City Wide Custodial Service
- Maintained parking lots storm-water drains
- Continued re-striping of parking lot
- Daily maintenance of tennis courts
- Worked on east waterfall to improve flow. Getting estimates. Fountain service companies slow to respond



# ACCOMPLISHMENTS - CONTINUED

---

- Checked all emergency lights prior to Fire Marshall Inspection
- Repainted fire hydrants to conform with code
- Sprayed for weeds at tennis court and pool area
- Applied pesticide on pool deck
- Repaired clogged toilets in pool restrooms
- Working on an RFP for repair of wooden bridge along Lutz Lake Fern Road

# ACCOMPLISHMENTS - CONTINUED

---

- Repaired umbrellas on pool deck
- Repaired pressure washing equipment
- Re-lamped outside of Clubhouse
- Repaired/re-set front gate numerous times
- Addressed resident concerns on minor maintenance issues
- Met with resident in regards to drainage issue on golf course.  
Reviewed the situation with Doug & Jim



# REQUEST FOR BOARD DIRECTION -1

## ➤ Background -

- Pressure washing is a constant & routine maintenance item at the Heritage Harbor CDD owned areas, Clubhouse and Pool Deck. The pressure washer(s) owned by the CDD/HOA are of a home maintenance type. Until recently, one was inoperable, but repaired and put back into service by the new part-time maintenance technician.
- In order spend less time on pressure washing and improve worker efficiency it is requested the Board consider splitting the cost of a new “industrial strength” pressure washer with the HOA. The HOA has already agreed to splitting the cost of a new pressure washer.

# REQUEST FOR BOARD DIRECTION -2

- The HOA Board has requested the CDD to coordinate with the HOA a task list for the Administrative Support Services Manager (ASSM), Kathy Costello similar to that of the Maintenance Technician.
- Since this is an administrative position it responds to the needs of the community and residents on an as needed basis. Since the ASSM operates in a more dynamic environment rather than a planned environment like the Maintenance Technician, we are requesting direction on the development of a task list.



# EMAIL APPROVAL FROM HOA

---

**Raymond Lotito**

---

**From:** Ray Leonard <leonard@greenacre.com>  
**Sent:** Monday, June 11, 2018 10:45 AM  
**To:** Raymond Lotito  
**Subject:** RE: New Pressure Washer for Heritage Harbor Pool and Clubhouse area

Ray,  
Yes, if you feel the pressure washer needs to be replaced the HOA can split the cost.

Thanks,

Ray Leonard, CAM  
Community Association Manager



4131 Gunn Highway  
Tampa, FL 33618  
Direct Line (813)936-4153

---

**From:** Raymond Lotito [<mailto:raymond.lotito@dpg.com>]  
**Sent:** Monday, June 11, 2018 8:47 AM  
**To:** Ray Leonard  
**Subject:** New Pressure Washer for Heritage Harbor Pool and Clubhouse area

Ray-

There is quite a bit of pressure washing that goes on at Heritage Harbor, pretty much on a daily basis. This is due to food and drinks being allowed on the pool deck. It is what it is. The size of the pool deck is quite large. We, the HOA/CDD Managers, inherited two home version pressure washers. One was broken, which the new part-time guy got running again, and a similar one, which replaced the broken one.

Both are quite small for the job application. I'd like to see us improve worker efficiency (pressure washing with the current equipment is very time consuming) by having the CDD/HOA purchasing one "industrial strength" version one I am familiar with is used at another property of mine, Lake Shore Ranch. In speaking with Scott, the Maintenance Tech at LSR it is performing well. I observed it in operation and it takes far less time to get the cleaning done. I conservatively estimate (on the back of a napkin) the ROI in terms of labor hours vs. capital cost at less than 1 year.

I am running this past you to see if HH HOA can afford an expenditure of about \$1100, split two ways (\$550 ea. for a new pressure washer and a rotary cleaner) to clean the sidewalks, cart parking area, etc. and improve worker efficiency.

Please let me know when you get some direction.



# MAINTENANCE ISSUE COMPLETED



Street Signs Before Hillsborough County Completed Maintenance



Street Signs After Hillsborough County Completed Maintenance



# REQUEST FOR MAINTENANCE FROM HILLSBOROUGH CO.



The wooden bridge that parallels Lutz Lake Fern Road is in need of repair. A work order has been submitted to Hillsborough County

# EXHIBIT 4

# Heritage Harbor Golf and Country Club

## Administrative Support Services Manager

### Overview of the Position

The Administrative Support Services Manager position provides one of the first points of contact for resident and guest service at Heritage Harbor Golf and Country Club. The Administrative Support Services Manager should be focused on providing efficient service while creating memorable experiences for our residents and guests. This individual must be outgoing, cheerful and professional. They must have a friendly and welcoming attitude with everyone. Must be honest, trustworthy, reliable, punctual, and detailed oriented.

In this position, you will have a direct impact on the overall experience of our residents and guests and be responsible for ensuring 100 percent satisfaction from the moment the resident or guest arrives at the Club. This individual must be aware of the events that are scheduled at the Club and be able to greet the residents by name. In addition to the resident and guest service responsibilities, the Administrative Support Services Manager also provides administrative support to the staff.

### Duties and Responsibilities

#### Home Owners Association Duties

1. Answer the phone in a cheerful, professional manner and pre-screen calls to all management staff. Assist the caller or direct the call to the appropriate HOA staff member.
2. Greet residents and guests in person, act as a guide to guests when they arrive at the club to ensure that they reach their destination and receive immediate assistance.
3. Field questions about the community from visitors and real estate agents and potential buyers.
4. Prepare flyers, announcements, news articles and other communication pieces for the community newsletter.
5. Maintain the front desk and office area so it is clean and clutter free.
6. Provide administrative support to HOA staff residents as needed. This support could consist of daily, weekly or ongoing projects or unscheduled projects.



7. Assist the HOA President, and Community Association Manager as needed with special projects, vendor scheduling and community events
8. Maintain a database for all residents. Issue/revoke ID cards as necessary
9. Maintain Community website, prepare articles for Community Newsletter
10. Manage Design Review Committee Applications
11. Organize and set-up three HOA Holiday parties
12. Attend all HOA meetings. Accurately record meeting minutes

#### Community Development District Duties

1. Answer the phone in a cheerful, professional manner and pre-screen calls to all CDD management or restaurant staff member. Assist the caller or direct the call to the appropriate CDD staff member.
2. Greet residents and guests in person, act as a guide to guests when they arrive at the club to ensure that they reach their destination and receive immediate assistance.
3. Field questions about golf activities and the community from visitors, real estate agents and potential buyers.
4. Maintain CDD portion of community website, prepare articles for Community Newsletter. Prepare flyers, announcements, news articles and other communication pieces for the community newsletter on an as needed basis.
5. Provide administrative support to CDD Supervisors or staff residents as needed. This support could consist of ongoing projects that are carried out on a daily or weekly basis or unscheduled projects.

#### Qualifications

Enthusiastic, friendly and positive energy.

Possesses a genuine desire to provide outstanding service.

Detail oriented, with strong organizational skills.

Strong leadership, interpersonal, and communication skills.

Ability to multi-task, while remaining flexible to the needs of the residents and management team members. Ability to work independently or as part of a team.

The Administrative Support Services Manager should be proficient in the Microsoft Office Suite of Programs



# EXHIBIT 5

**MINUTES OF MEETING  
HERITAGE HARBOR  
COMMUNITY DEVELOPMENT DISTRICT**

The Regular Meeting of the Board of Supervisors of the Heritage Harbor Community District was held on Thursday, May 15, 2018 at 6:30 p.m. at the Heritage Harbor Clubhouse 19502 Heritage Harbor Parkway, Lutz, Florida 33558.

**FIRST ORDER OF BUSINESS – Roll Call**

Ms. Comings-Thibault called the meeting to order.

Present and constituting a quorum were:

David Penzer	Board Supervisor, Chairman
Russ Rossi	Board Supervisor, Vice Chairman
Patrick Giambelluca	Board Supervisor, Assistant Secretary
Clint Swigart	Board Supervisor, Assistant Secretary
Shelley Grandon	Board Supervisor, Assistant Secretary

Also present were:

Patricia Comings-Thibault	District Manager
Maik Aagaard	DPFG Assessment Consultant
Tracy Robin	District Counsel
Ray Lotito	District Operations
Tonja Stewart	District Engineer
Wendell Gaertner	PRAG
Jim Poertner	Golf Course Superintendent

*The following is a summary of the discussions and actions taken at the May 15, 2018 Heritage Harbor CDD Board of Supervisors meeting.*

**SECOND ORDER OF BUSINESS – Audience Comments**

There being none, next item followed.

**THIRD ORDER OF BUSINESS – Landscape & Pond Maintenance**

**A. Greenview Landscape as Inspected by OLM – May 2018 – Grade – 96%**

**FOURTH ORDER OF BUSINESS – Operations**

**A. Golf Course Report**

Mr. Poertner presented the Golf Course Report and asked for comments or questions.

Discussion ensued.

**B. DPFG Operations**

Mr. Lotito presented the DPFG Operations Report and asked for comments or questions.

1. Consideration of Resume of Part Time Employee - \$14

On a MOTION by Ms. Grandon, SECONDED by Mr. Penzer, WITH ALL IN FAVOR, the Board approved the **Part Time Employee - \$14** for the Heritage Harbor Community Development District.

2. Cleaning Services Proposal – City Wide

On a MOTION by Ms. Grandon, SECONDED by Mr. Swigart, WITH ALL IN FAVOR, the Board approved the City Wide Contract for Janitorial Services for the Heritage Harbor Community Development District.

3. Discussion of Parking – Hillsborough County Sheriff

Sergeant Coddington spoke about the services and enforcements of the Sheriff's officers and the issues of parking.

Discussion ensued.

**FIFTH ORDER OF BUSINESS – Administrative**

**A. Consideration of the Regular Meeting Minutes – April 19, 2018**

Mr. Penzer presented the Consideration of the Regular Meeting Minutes – April 19, 2018 and asked for comments, questions or corrections.

On a MOTION by Mr. Giambelluca, SECONDED by Mr. Swigart, WITH ALL IN FAVOR, the Board approved **the Regular Meeting Minutes – April 19, 2018** for the Heritage Harbor Community Development District.

**B. Consideration of the April 2018 Unaudited Financial Statements**

Ms. Comings-Thibault presented the April 2018 Unaudited Financial Statements and asked for comments or questions.

On a MOTION by Mr. Penzer, SECONDED by Mr. Rossi, WITH ALL IN FAVOR, the Board approved **the April 2018 Unaudited Financial Statements** for the Heritage Harbor Community Development District.

**SIXTH ORDER OF BUSINESS – Business Matters**

**A. Presentation Regarding Refunding of Recreational Bonds**

Mr. Penzer opened the presentation by addressing some concerns of the residents that had been discussed on Social Media.

Mr. Rossi then gave a presentation about refunding of recreational bonds.

Discussion ensued.

On a MOTION by Ms. Grandon, SECONDED by Mr. Rossi, WITH ALL IN FAVOR, the Board approved the \$500,00 Refunding of Recreational Bonds for the Heritage Harbor Community Development District.

**B. PRAG Discussion Regarding Financial Options on Series 1997**

Mr. Gaertner explained what PRAG does and gave an overview of the financial options.

**C. Christovich & Associated Capital Report**

**D. Presentation & Discussion of Resolution 2018-04 Declaring Special Assessments, Indicating Estimated Costs of Improvements & Identifying Bonds to be Refunded**

Mr. Aagaard presented the Assessment Methodology Report and asked for comments or questions.

Discussion ensued.

**E. Presentation & Discussion of Resolution 2018-05 Setting the Publication Hearing for the Purpose of Hearing Public Comment on Imposing a Special Assessment**

On a MOTION by Mr. Penzer, SECONDED by Mr. Rossi, WITH ALL IN FAVOR, the Board adopted Resolution 2018-05 Setting the Public for July 19, 2018 at 6:30 p.m. at the Heritage Harbor Clubhouse, 19502 Heritage Harbor Parkway, Lutz, Florida for the Heritage Harbor Community Development District.

**F. Presentation of the FY 2018-2019 Budget & Consideration of Resolution 2018-06 Approving the FY 2018-2019 Proposed Budget**

On a MOTION by Ms. Grandon, SECONDED by Mr. Rossi, WITH ALL IN FAVOR, the Board adopted Resolution **2018-06** Approving the FY 2018-2019 Proposed Budget at the high water mark for the Heritage Harbor Community Development District.

**G. Consideration of Frontier Proposals – Reducing Internet & Phone Service**

1. East Main Gate – Reduces from \$195 to \$110 monthly
2. West Main Gate – Reduces from \$122 to \$29 monthly

*(Contract amounts do not include taxes and surcharges)*

On a MOTION by Ms. Grandon, SECONDED by Mr. Swigart, WITH ALL IN FAVOR, the Board approved the Frontier Proposals reducing the East Main Gate to \$110 monthly and the West Main Gate to \$29 a month for the Heritage Harbor Community Development District.

**H. Presentation of Hillsborough County Registered Voter Count 1,499**

Ms. Comings-Thibault presented the Hillsborough County Registered Voter Count for Heritage Harbor – 1,499.

**I. Consideration of Addendum to the Greenview Landscape Maintenance Contract**

Ms. Comings-Thibault presented Consideration of Addendum to the Greenview Landscape Maintenance Contract and asked for comments or questions.

On a MOTION by Ms. Grandon, SECONDED by Mr. Penzer, WITH ALL IN FAVOR, the Board approved the Greenview Landscape Maintenance Contract Addendum for the Heritage Harbor Community Development District.

**J. Consideration of Greenview Proposal – Debris Removal - \$600**

Ms. Comings-Thibault presented Consideration of Greenview Proposal – Debris Removal – \$600.

On a MOTION by Ms. Grandon, SECONDED by Mr. Swigart, WITH ALL IN FAVOR, the Board approved the Greenview Proposal – Debris Removal - \$600 for the Heritage Harbor Community Development District.

**EIGHTH ORDER OF BUSINESS – Staff Reports**

**A. District Manager**

There being none, next item followed.

**B. District Attorney**

There being none, next item followed.

**C. District Engineer**

There being none, next item followed.

**NINTH ORDER OF BUSINESS – Supervisors Requests**

Mr. Penzer stated that he wanted to thank everyone and that there was a huge difference in how tonight went because everyone was prepared.

**TENTH ORDER OF BUSINESS – Audience Comments**

There being none, next item followed.

**ELEVENTH ORDER OF BUSINESS – Adjournment**

On a MOTION by Ms. Grandon, SECONDED by Mr. Penzer, WITH ALL IN FAVOR, the Board adjourned the meeting for the Heritage Harbor Community Development District.

*\*Each person who decides to appeal any decision made by the Board with respect to any matter considered at the meeting is advised that person may need to ensure that a verbatim record of the proceedings is made, including the testimony and evidence upon which such appeal is to be based.*

**Meeting minutes were approved at a meeting by vote of the Board of Supervisors at a publicly noticed meeting held on 6-21-2018.**

\_\_\_\_\_  
**Signature**

Patricia Comings-Thibault

**Printed Name**

**Title:**   ☐ Secretary      ☐ Assistant Secretary

\_\_\_\_\_  
**Signature**

David Penzer

**Printed Name**

**Title:**   ☐ Chairman      ☐ Vice Chairman

# EXHIBIT 6

## Financial Snapshot - General Funds

Revenue: Net Assessments % Collected YTD			
	FY 2017 Actuals YTD	FY 2018 Budget YTD	FY 2018 Actuals YTD
General Fund	97.4%	100.0%	97.9%
Debt Service Fund	97.5%	100.0%	98.0%

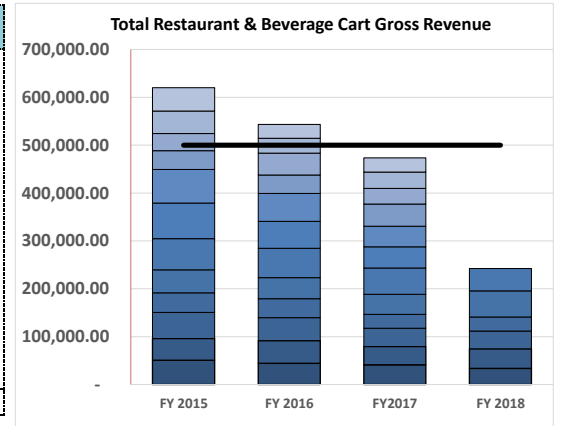
Expenditures: Amount Spent YTD			
	FY 2017 Actuals YTD	FY 2018 Budget YTD	FY 2018 Actuals YTD
General Fund			
Administration	\$ 98,300	\$ 93,665	\$ 120,266
Field	391,317	419,314	379,362
<b>Total General Fund</b>	<b>\$ 489,617</b>	<b>\$ 512,979</b>	<b>\$ 499,628</b>

% of Actual Expenditures Spent of Budgeted Expenditures **65%**

Cash and Investment Balances			
	Current YTD	Prior Year	
Operating Accounts	\$ 614,878	\$ 678,743	

## Financial Snapshot - Enterprise Fund - Restaurant

Restaurant and Beverage Cart Gross Revenue				
	FY 2015	FY 2016	FY2017	FY 2018
October	50,637.00	44,328.00	41,368.00	33,629.00
November	45,404.00	47,396.00	38,168.00	41,064.00
December	54,633.00	48,014.00	37,906.00	37,247.00
January	40,931.00	39,452.00	29,147.00	29,036.00
February	48,199.00	43,936.00	41,938.00	54,626.00
March	65,064.00	61,424.00	54,956.00	46,917.00
April	74,232.00	56,260.00	44,196.00	-
May	70,043.00	58,216.00	43,086.00	-
June	39,526.00	38,695.00	46,328.00	-
July	35,637.00	45,716.00	32,565.00	-
August	47,025.00	30,965.00	34,216.00	-
September	48,706.00	29,162.00	29,643.00	-
<b>Yearly Total</b>	<b>\$ 620,037</b>	<b>\$ 543,564</b>	<b>\$ 473,517</b>	<b>\$ 242,519</b>



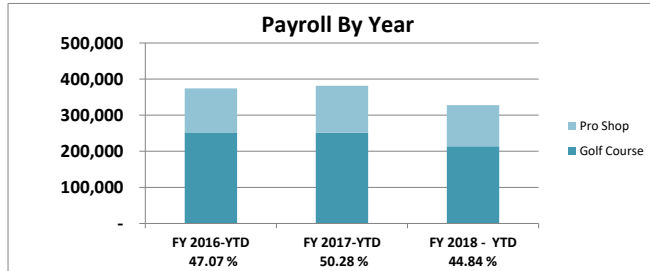
## Financial Snapshot - Enterprise Fund - Golf Activity

Revenue by Golf Activity				
	Actual FY 2016 - YTD	Actual FY 2017 - YTD	Actual FY 2018 - YTD	Budget FY 2018 - YTD
Golf Course	\$ 780,292	\$ 746,186	\$ 717,733	\$ 619,951
Pro Shop	15,354	12,470	12,975	12,125
<b>Total Revenue</b>	<b>\$ 795,646</b>	<b>\$ 758,656</b>	<b>\$ 730,708</b>	<b>\$ 632,075</b>

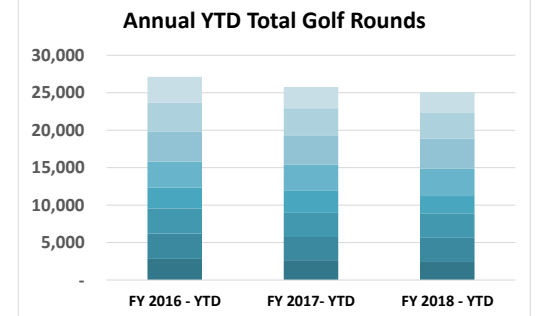
Expenses by Golf Activity				
	Actual FY 2016 - YTD	Actual FY 2017 - YTD	Actual FY 2018 - YTD	Budget FY 2018 - YTD
Golf Course	\$ 399,860	\$ 390,281	\$ 492,976	\$ 367,490
Pro Shop	257,094	254,803	225,207	256,014
<b>Total Expenses</b>	<b>\$ 656,954</b>	<b>\$ 645,084</b>	<b>\$ 718,183</b>	<b>\$ 623,504</b>

Net Income (Loss) by Golf Activity				
	Actual FY 2016 - YTD	Actual FY 2017 - YTD	Actual FY 2018 - YTD	Budget FY 2018 - YTD
Golf Course	\$ 380,432	\$ 355,905	\$ 224,757	\$ 252,460
Pro Shop	(241,740)	(242,333)	(212,232)	(243,889)
<b>Total Net Income (Loss)</b>	<b>138,692</b>	<b>113,572</b>	<b>12,525</b>	<b>8,571</b>
Debt Service				
Principal Payment	-	-	-	(125,000.00)
Interest Payment	(86,994)	(77,113)	(39,622)	(33,906.50)
	<b>(86,994)</b>	<b>(77,113)</b>	<b>(39,622)</b>	<b>(158,906.50)</b>
	<b>\$ 51,698</b>	<b>\$ 36,459</b>	<b>\$ (27,097)</b>	<b>\$(150,335.50)</b>

Payroll by Activity				
	Actual FY 2016-YTD	Actual FY 2017-YTD	Actual FY 2018 - YTD	Budget FY 2018 - YTD
Golf Course				
Payroll- Hourly	\$ 207,236	\$ 205,185	\$ 171,125	\$ 181,449
FICA Taxes	29,298	31,308	21,882	30,000
Life and Health Insurance	15,509	14,857	20,962	15,895
<b>Total Golf Course</b>	<b>252,043</b>	<b>251,350</b>	<b>213,969</b>	<b>227,343</b>
Pro Shop				
Payroll- Hourly	98,047	103,242	91,445	99,333
FICA Taxes	14,504	15,759	11,885	15,000
Life and Health Insurance	9,897	11,109	10,356	11,659
<b>Total Pro Shop</b>	<b>122,448</b>	<b>130,110</b>	<b>113,686</b>	<b>125,993</b>
<b>Total Payroll</b>	<b>\$ 374,491</b>	<b>\$ 381,460</b>	<b>\$ 327,655</b>	<b>\$ 353,336</b>
% of Revenues	47.07%	50.28%	44.84%	55.90%



Actual Rounds of Golf by Month			
	FY 2016 - YTD	FY 2017- YTD	FY 2018 - YTD
October	2,819	2,650	2,405
November	3,388	3,089	3,233
December	3,343	3,220	3,267
January	2,804	3,006	2,318
February	3,456	3,424	3,628
March	4,037	3,921	4,024
April	3,819	3,614	3,433
May	3,449	2,835	2,751
<b>Total Rounds</b>	<b>27,115</b>	<b>25,759</b>	<b>25,059</b>
Average Price per Round	\$ 28.63		



# **Heritage Harbor Community Development District**

**Financial Statements  
(Unaudited)**

**Period Ending  
May 31, 2018**



# Heritage Harbor CDD

## Balance Sheet

May 31, 2018

	General Fund	Debt Series 2008	Enterprise Fund	Consolidated Total
<b><u>ASSETS:</u></b>				
CASH - BU OPERATING ACCOUNT	\$ 106,543	\$ -	\$ -	\$ 106,543
CASH - HH OPERATING ACCOUNT	33,806	-	-	33,806
CASH - SUNTRUST	6,748	-	-	6,748
CASH - MONEY MARKET	467,781	-	-	467,781
CASH - HH ENTERPRISE ACCOUNT	-	-	84,599	84,599
CASH - FIFTH THIRD BANK	-	-	213,572	213,572
CASH ON HAND	-	-	600	600
INVESTMENTS:				-
REVENUE FUND	-	83,516	-	83,516
RESERVE TRUST FUND	-	28,329	88,500	116,829
INTEREST FUND	-	-	38	38
PRINCIPAL FUND	-	-	8	8
PREPAID EXPENSES	-	-	-	-
ACCOUNTS RECEIVABLE	4,954	-	212	5,166
DEPOSITS - UTILITIES	1,890	-	3,456	5,346
PREPAID	-	-	-	-
DUE FROM OTHER FUNDS	410,954	2,245	-	413,199
INVENTORY ASSETS:				
GOLF BALLS	-	-	7,064	7,064
GOLF CLUBS	-	-	198	198
GLOVES	-	-	3,249	3,249
HEADWEAR	-	-	2,003	2,003
LADIES WEAR	-	-	499	499
MENS WEAR	-	-	3,475	3,475
SHOES/SOCKS	-	-	52	52
MISCELLANEOUS	-	-	2,340	2,340
INVESTMENTS CD	-	-	21,338	21,338
<b>TOTAL CURRENT ASSETS</b>	<b>1,032,676</b>	<b>114,090</b>	<b>431,203</b>	<b>1,577,969</b>
<b><u>NONCURRENT ASSETS</u></b>				
LAND	-	-	1,204,598	1,204,598
INFRASTRUCTURE	-	-	6,011,912	6,011,912
ASSUM. DEPRECIATION-INFRASTRUCTURE	-	-	(5,381,468)	(5,381,468)
EQUIPMENT & FURNITURE	-	-	865,444	865,444
ACCUM. DEPRECIATION - EQUIP/FURNITURE	-	-	(865,444)	(865,444)
<b>TOTAL NONCURRENT ASSETS</b>	<b>-</b>	<b>-</b>	<b>1,835,042</b>	<b>1,835,042</b>
<b>TOTAL ASSETS</b>	<b>\$ 1,032,676</b>	<b>\$ 114,090</b>	<b>\$ 2,266,245</b>	<b>\$ 3,413,011</b>

**Heritage Harbor CDD**  
**Balance Sheet**  
**May 31, 2018**

	<b>General Fund</b>	<b>Debt Series 2008</b>	<b>Enterprise Fund</b>	<b>Consolidated Total</b>
<b><u>LIABILITIES:</u></b>				
ACCOUNTS PAYABLE	\$ 15,924	\$ -	\$ 17,116	\$ 33,040
ACCRUED TAXES PAYABLE	-	-	-	-
ACCRUED SALES TAX PAYABLE	-	-	5,481	5,481
ACCRUED WAGES PAYABLE	-	-	-	-
GIFT CERTIFICATES	-	-	803	803
RESTAURANT DEPOSITS	-	-	19,500	19,500
ACCRUED INTEREST PAYABLE	-	-	-	-
DUE TO OTHER FUNDS	2,239	-	410,954	413,193
REVENUE BONDS PAYABLE-CURRENT	-	-	125,000	125,000
<b>TOTAL CURRENT LIABILITIES</b>	<b>18,163</b>	<b>-</b>	<b>578,854</b>	<b>597,017</b>
<b><u>NONCURRENT LIABILITIES</u></b>				
REVENUE BONDS PAYABLE - LT	-	-	760,000	760,000
<b>TOTAL NONCURRENT LIABILITIES</b>	<b>-</b>	<b>-</b>	<b>760,000</b>	<b>760,000</b>
<b>TOTAL LIABILITIES</b>	<b>\$ 18,163</b>	<b>\$ -</b>	<b>\$ 1,338,854</b>	<b>\$ 1,357,017</b>
<b><u>FUND BALANCES:</u></b>				
NON-SPENDABLE ( DEPOSITS & PREPAID)	1,890	-	3,456	5,346
RESTRICTED FOR:				
DEBT SERVICE	-	114,090	-	114,090
1ST QUARTER OPERATING RESERVES	190,753	-	-	190,753
INTERNAL BALANCE	410,954	-	-	410,954
ASSIGNED:				
RESERVES - FOUNTAINS	23,600	-	-	23,600
RESERVES - GATE/ENTRY FEATURES	61,191	-	-	61,191
RESERVES - IRRIGATION SYSTEM	100,000	-	-	100,000
RESERVES - LAKE ENHANCEMENTS	70,800	-	-	70,800
RESERVES - LANDSCAPE	70,800	-	-	70,800
UNASSIGNED:	84,525	-	-	84,525
NET ASSETS				
INVESTED IN CAPITAL ASSETS	-	-	1,835,042	1,835,042
RESTRICTED FOR DEBT SERVICE	-	-	88,546	88,546
UNRESTRICTED/UNRESERVED	-	-	(999,653)	(999,653)
<b>TOTAL LIABILITIES &amp; FUND BALANCES/NET ASSETS</b>	<b>\$ 1,032,676</b>	<b>\$ 114,090</b>	<b>\$ 2,266,245</b>	<b>\$ 3,413,011</b>

Note: 1997 recreational bond series trust balances are included in the Enterprise Fund.

NOTE 2: THE ACCOMPANYING FINANCIAL STATEMENTS OF HERITAGE HARBOR CDD FOR THE FY 2018-YTD IS UNDER REVIEW BY THE CURRENT MANAGEMENT COMPANY, DPGF, INC. NUMBERS ARE SUBJECT TO CHANGE.

# Heritage Harbor CDD

## General Fund

### Statement of Revenue, Expenses and Change in Fund Balance

For the period from October 1, 2017 through May 31, 2018

	FY2018 ADOPTED BUDGET	BUDGET YEAR-TO-DATE	ACTUAL YEAR-TO-DATE	VARIANCE FAVORABLE (UNFAVORABLE)
<b>REVENUE</b>				
SPECIAL ASSESSMENTS - ON-ROLL (Gross)	\$ 997,112	\$ 997,112	\$ 975,590	\$ (21,522)
LESS: ASSESSMENT DISCOUNT (4%)	(39,884)	(39,884)	(38,296)	1,588
INTEREST	2,700	1,800	1,854	54
MISCELLANEOUS	-	-	335	335
<b>TOTAL REVENUE</b>	<b>959,928</b>	<b>959,028</b>	<b>939,483</b>	<b>(19,545)</b>
<b>EXPENDITURES</b>				
<b>GENERAL ADMINISTRATION:</b>				
SUPERVISORS' COMPENSATION	12,000	8,000	7,600	400
PAYROLL TAXES	918	612	496	116
PAYROLL SERVICE FEE	-	-	60	(60)
ENGINEERING SERVICES	9,000	6,000	889	5,111
LEGAL SERVICES	6,000	4,000	19,634	(15,634)
DISTRICT MANAGEMENT	56,100	37,400	48,220	(10,820)
ACCOUNTING SERVICES	600	400	3,200	(2,800)
AUDITING SERVICES	8,275	-	-	-
POSTAGE & FREIGHT	900	600	1,376	(776)
INSURANCE (Liability, Property and Casualty)	12,429	12,429	12,001	428
PRINTING & BINDING	2,400	1,600	695	905
LEGAL ADVERTISING	1,200	800	960	(160)
MISCELLANEOUS (BANK FEES, BROCHURES & MISC)	960	640	5,515	(4,875)
MISC-ASSESSMENT COLLECTION COST	19,942	19,942	18,742	1,200
WEBSITE HOSTING & MANAGEMENT	1,000	667	591	76
OFFICE SUPPLIES	600	400	112	288
ANNUAL DISTRICT FILING FEE	175	175	175	-
<b>TOTAL GENERAL ADMINISTRATION</b>	<b>132,499</b>	<b>93,665</b>	<b>120,266</b>	<b>(26,601)</b>
<b>FIELD:</b>				
PAYROLL - HOURLY	45,600	30,400	31,295	(895)
FICA TAXES	7,200	4,800	3,976	824
LIFE AND HEALTH INSURANCE	4,800	3,200	4,093	(893)
PAYROLL SERVICE FEE	-	-	417	(417)
FIELD MANAGEMENT	15,000	10,000	5,000	5,000
CONTRACT- GUARD SERVICES	147,660	98,440	73,060	25,380
CONTRACT - GUARD SERVICES FICA (INC. UNEMPLOYMENT)	-	-	4,852	(4,852)
CONTRACT - GUARD SERVICES PAYROLL FEES	-	-	326	(326)
CONTRACT-FOUNTAIN	1,680	1,120	1,120	-
CONTRACT-LANDSCAPE	136,800	91,200	91,200	-
CONTRACT-LAKE	41,736	27,824	27,824	-
CONTRACT-GATES	50,280	33,520	32,746	774
UTILITY-GENERAL	74,700	49,800	-	49,800
UTILITY-STREETLIGHTS	-	-	43,628	(43,628)
UTILITY -WATER	-	-	3,694	(3,694)
UTILITY - ELECTRICITY GENERAL	-	-	4,890	(4,890)
CLUBHOUSE INTERNET & PHONE	-	-	924	(924)
R&M-GENERAL	9,000	6,000	2,727	3,273
R&M-GATE	4,800	3,200	-	3,200
R&M-OTHER LANDSCAPE	28,800	27,290	27,290	-
R&M-IRRIGATION	6,000	4,000	710	3,290
R&M-LAKE	1,200	800	-	800
R&M-MITIGATION	2,260	1,507	-	1,507
R&M-TREES AND TRIMMING	10,000	6,667	1,500	5,167
R&M-PARKS & FACILITIES	3,600	2,400	-	2,400
MISC-HOLIDAY DÉCOR	8,500	7,147	7,147	-
MISC-CONTINGENCY	15,000	10,000	10,943	(943)
CAPITAL OUTLAY	-	-	-	-
<b>TOTAL FIELD</b>	<b>614,616</b>	<b>419,314</b>	<b>379,362</b>	<b>39,952</b>
<b>TOTAL EXPENDITURES BEFORE FUND BALANCE RESERVE</b>	<b>747,115</b>	<b>512,979</b>	<b>499,628</b>	<b>13,351</b>

**Heritage Harbor CDD**  
**General Fund**  
**Statement of Revenue, Expenses and Change in Fund Balance**  
**For the period from October 1, 2017 through May 31, 2018**

	FY2018 ADOPTED BUDGET	BUDGET YEAR-TO-DATE	ACTUAL YEAR-TO-DATE	VARIANCE FAVORABLE (UNFAVORABLE)
<b>RENEWAL &amp; REPLACEMENT RESERVE</b>				
RESERVE-FOUNTAIN	2,000	-	-	-
RESERVE-GATE/ENTRY FEATURE	6,000	-	-	-
RESERVE-LAKE EMBANKMENT/DRAINAGE	6,000	-	-	-
RESERVE-LANDSCAPING	6,000	-	-	-
<b>TOTAL RENEWAL &amp; REPLACEMENT RESERVE</b>	<b>20,000</b>	<b>-</b>	<b>-</b>	<b>-</b>
<b>TOTAL EXPENDITURES</b>	<b>767,115</b>	<b>512,979</b>	<b>499,628</b>	<b>13,351</b>
<b>EXCESS OF REVENUE OVER (UNDER) EXPENDITURES</b>	<b>192,813</b>	<b>446,049</b>	<b>439,855</b>	<b>(6,193)</b>
<b>OTHER FINANCING SOURCES (USES)</b>				
FUNDING ENTERPRISE DEBT SERVICE	(192,813)	(184,482)	(184,482)	-
CONTRIBUTION TO (USE OF) FUND BALANCE	-	-	-	-
<b>TOTAL OTHER FINANCING SOURCES (USES)</b>	<b>(192,813)</b>	<b>(184,482)</b>	<b>(184,482)</b>	<b>-</b>
<b>NET CHANGE IN FUND BALANCE</b>	<b>-</b>	<b>261,567</b>	<b>255,373</b>	<b>(6,193)</b>
FUND BALANCE - BEGINNING	711,357	711,357	759,144	759,144
<b>FUND BALANCE - ENDING</b>	<b>\$ 711,357</b>	<b>\$ 972,924</b>	<b>\$ 1,014,517</b>	<b>\$ 752,951</b>

NOTE: THE ACCOMPANYING FINANCIAL STATEMENTS OF HERITAGE HARBOR CDD FOR THE FY 2018-YTD IS UNDER REVIEW BY THE CURRENT MANAGEMENT COMPANY, DPGF, INC. NUMBERS ARE SUBJECT TO CHANGE.

**HERITAGE HARBOR CDD**  
**DEBT SERVICE 2008**  
**STATEMENT OF REVENUE, EXPENDITURES AND CHANGE IN FUND BALANCE**  
**For the period from October 1, 2017 through May 31, 2018**

	<b>FY2018 ADOPTED BUDGET</b>	<b>BUDGET YEAR-TO-DATE</b>	<b>ACTUAL YEAR-TO-DATE</b>	<b>VARIANCE FAVORABLE (UNFAVORABLE)</b>
<b>REVENUE</b>				
SPECIAL ASSESSMENTS - ON-ROLL (Gross)	\$ 307,928	\$ 307,928	\$ 301,237 (a)	\$ (6,691)
INTEREST--INVESTMENT	-	-	95	95
MISCELLANEOUS REVENUE	-	-	-	-
LESS: DISCOUNT ASSESSMENTS	(12,317)	(12,317)	(11,827)	490
<b>TOTAL REVENUE</b>	<b>295,611</b>	<b>295,611</b>	<b>289,505</b>	<b>(6,106)</b>
<b>EXPENDITURES</b>				
TRUSTEE FEES	4,337	-	-	-
COUNTY - ASSESSMENT COLLECTION FEES	6,159	6,159	5,788	371
INTEREST EXPENSE	22,365	22,365	22,365	-
PRINCIPAL RETIREMENT	255,000	255,000	255,000	-
COST OF ISSUANCE	-	-	-	-
<b>TOTAL EXPENDITURES</b>	<b>287,861</b>	<b>283,524</b>	<b>283,153</b>	<b>371</b>
<b>OTHER FINANCING SOURCES (USES)</b>				
TRANSFER -IN	-	-	-	-
TRANSFER-OUT	-	-	-	-
<b>TOTAL OTHER FINANCING SOURCES (USES)</b>	<b>-</b>	<b>-</b>	<b>-</b>	<b>-</b>
<b>EXCESS OF REVENUE OVER (UNDER) EXPENDITURE</b>	<b>7,750</b>	<b>12,087</b>	<b>6,352</b>	<b>(5,735)</b>
FUND BALANCE - BEGINNING	105,839	105,839	107,738	1,899
<b>FUND BALANCE - ENDING</b>	<b>\$ 113,589</b>	<b>\$ 117,926</b>	<b>\$ 114,090</b>	<b>\$ (3,836)</b>

NOTE: THE ACCOMPANYING FINANCIAL STATEMENTS OF HERITAGE HARBOR CDD FOR THE FY 2018-YTD IS UNDER REVIEW BY THE CURRENT MANAGEMENT COMPANY, DPGF, INC. NUMBERS ARE SUBJECT TO CHANGE.

**Heritage Harbor CDD**  
**CONSOLIDATED Enterprise Fund**  
**Statement of Revenue, Expenses and Change in Fund Balance**  
**PRELIMINARY**  
**For the period from October 1, 2017 through May 31, 2018**

	FY2018 ADOPTED BUDGET	BUDGET YEAR-TO-DATE	ACTUAL YEAR-TO-DATE	VARIANCE FAVORABLE (UNFAVORABLE)
<b>OPERATING REVENUE</b>				
<b>GOLF COURSE</b>				
GREEN FEES	\$ 890,997	\$ 593,998	\$ 685,255	\$ 91,257
CLUB RENTALS	25	17	25	8
RANGE FEES	38,804	25,869	32,078	6,209
HANDICAPS	100	67	40	(27)
REVENUE-EMPLOYEES	-	-	-	-
MISCELLANEOUS REVENUE	-	-	335	335
<b>TOTAL GOLF COURSE REVENUE</b>	<b>929,926</b>	<b>619,951</b>	<b>717,733</b>	<b>97,782</b>
<b>PRO SHOP</b>				
GOLF BALL SALES	22,750	15,167	16,069	902
GLOVE SALES	5,576	3,717	3,960	243
HEADWEAR SALES	3,664	2,443	2,181	(262)
LADIES WEAR SALES	-	-	280	280
MENS WEAR SALES	1,470	980	2,449	1,469
MISCELLANEOUS SALES	2,402	1,601	1,935	334
<b>TOTAL PRO SHOP REVENUE</b>	<b>35,862</b>	<b>23,908</b>	<b>26,874</b>	<b>2,966</b>
<b>RESTAURANT</b>				
RENTS OR ROYALTIES	78,000	52,000	52,000	-
<b>TOTAL RESTAURANT</b>	<b>78,000</b>	<b>52,000</b>	<b>52,000</b>	<b>-</b>
<b>MISCELLANEOUS REVENUE</b>				
REFUND OF RESERVE STUDY OVERPAYMENT FROM HOA	-	-	34,440	34,440
<b>TOTAL MISCELLANEOUS REVENUE</b>	<b>-</b>	<b>-</b>	<b>34,440</b>	<b>34,440</b>
<b>TOTAL OPERATING REVENUE</b>	<b>1,043,788</b>	<b>695,859</b>	<b>831,047</b>	<b>135,188</b>
<b>COST OF GOODS SOLD</b>				
COS-GOLF BALLS	10,500	7,000	7,876	876
COS-GLOVES	3,200	2,133	2,793	660
COS-HEADWEAR	1,600	1,067	1,143	76
COS-LADIES WEAR	-	-	146	146
COS-MENS WEAR	875	583	1,194	611
COS-MISCELLANEOUS	1,500	1,000	747	(253)
<b>TOTAL COST OF GOODS SOLD</b>	<b>17,675</b>	<b>11,783</b>	<b>13,899</b>	<b>2,116</b>
<b>GROSS PROFIT</b>	<b>1,026,113</b>	<b>684,076</b>	<b>817,148</b>	<b>133,072</b>
<b>OPERATING EXPENSES</b>				
<b>GOLF COURSE</b>				
PAYROLL-HOURLY	272,173	181,449	171,125	10,324
PAYROLL-INCENTIVE	500	500	500	-
FICA TAXES	45,000	30,000	21,882	8,118
PAYROLL SERVICE FEE	-	-	2,223	(2,223)
LIFE AND HEALTH INSURANCE	23,842	15,895	20,962	(5,067)
WEB SITE DEVELOPMENT	-	-	75	(75)
ACCOUNTING SERVICES	9,000	6,000	3,000	3,000
CONTRACTS-SECURITY ALARMS	239	159	180	(21)
COMMUNICATION-TELEPHONE	2,296	1,531	1,594	(63)
POSTAGE & FREIGHT	200	133	35	98
ELECTRICITY-GENERAL	14,400	9,600	5,879	3,721
UTILITY-REFUSE REMOVAL	5,644	3,763	3,803	(40)
UTILITY-WATER & SEWER	6,600	4,400	2,985	1,415
RENTAL/LEASE-VEHICLE/EQUIP	44,090	29,393	30,476	(1,083)
LEASE-ICE MACHINES	1,500	1,125	1,125	-
INSURANCE-PROPERTY	15,996	15,996	14,864	1,132
R&M-BUILDING	480	320	-	320
R&M-EQUIPMENT	15,900	10,600	6,756	3,844

**Heritage Harbor CDD**  
**CONSOLIDATED Enterprise Fund**  
**Statement of Revenue, Expenses and Change in Fund Balance**  
**PRELIMINARY**  
**For the period from October 1, 2017 through May 31, 2018**

	FY2018 ADOPTED BUDGET	BUDGET YEAR-TO-DATE	ACTUAL YEAR-TO-DATE	VARIANCE FAVORABLE (UNFAVORABLE)
R&M-FERTILIZER	23,200	15,467	18,573	(3,106)
R&M-IRRIGATION	3,600	2,400	5,491	(3,091)
R&M-GOLF COURSE	5,025	3,350	1,252	2,098
R&M-PUMPS	2,760	1,840	1,832	8
MISC-PROPERTY TAXES	1,500	1,000	2,082	(1,082)
MISC-LICENSES & PERMITS	125	83	25	58
OP SUPPLIES- GENERAL	4,800	3,200	2,939	261
OP SUPPLIES-FUEL, OIL	18,000	12,000	8,632	3,368
OP SUPPLIES-CHEMICALS	20,730	13,820	9,582	4,238
OP SUPPLIES-HAND TOOLS	1,000	667	-	667
SUPPLIES-SAND	1,800	1,200	676	524
SUPPLIES-TOP DRESSING	2,400	1,600	-	1,600
MISCELLANEOUS	-	-	2,181	(2,181)
RESERVE	-	-	3,805	(3,805)
DEPRECIATION EXPENSE	-	-	148,442	(148,442)
<b>TOTAL GOLF COURSE</b>	<b>542,800</b>	<b>367,490</b>	<b>492,976</b>	<b>(125,486)</b>
<b>PRO SHOP:</b>				
PAYROLL-HOURLY	149,000	99,333	91,445	7,888
FICA TAXES	22,500	15,000	11,885	3,115
PAYROLL SERVICE FEE	-	-	1,216	(1,216)
LIFE AND HEALTH INSURANCE	17,489	11,659	10,356	1,303
WEB SITE DEVELOPMENT	1,000	667	263	404
ACCOUNTING SERVICES	9,000	6,000	3,000	3,000
CONTRACTS-JANITORIAL SERVICES	11,700	7,800	1,926	5,874
CONTRACTS-SECURITY ALARMS	2,157	1,438	766	672
COMMUNICATION-TELEPHONE	3,900	2,600	1,252	1,348
POSTAGE AND FREIGHT	240	160	35	125
ELECTRICITY-GENERAL	12,000	8,000	6,255	1,745
UTILITY-REFUSE REMOVAL	519	346	133	213
UTILITY-WATER & SEWER	3,240	2,160	779	1,381
LEASE-COPIER	996	664	333	331
LEASE-CARTS	70,560	47,040	41,160	5,880
INSURANCE-PROPERTY	9,096	6,064	8,453	(2,389)
R&M-GENERAL	6,000	4,000	4,715	(715)
R&M-AIR CONDITIONING	450	300	145	155
R&M-PEST CONTROL	2,148	1,432	278	1,154
R&M-RANGE	-	-	-	-
ADVERTISING	10,500	7,000	6,698	302
MISC-BANK CHARGES	27,000	18,000	18,266	(266)
MISC-CABLE TV EXPENSES	1,455	970	827	143
MISC-PROPERTY TAXES	5,500	5,500	5,131	369
MISC-HANDICAP FEES	500	500	501	(1)
OFFICE SUPPLIES	1,200	800	798	2
COMPUTER EXPENSE	966	644	971	(327)
OP SUPPLIES-GENERAL	900	600	3,094	(2,494)
SUPPLIES-SCORECARDS	500	333	-	333
RESERVE	10,505	7,003	4,526	2,477
<b>TOTAL PRO SHOP</b>	<b>381,021</b>	<b>256,014</b>	<b>225,207</b>	<b>30,806</b>
<b>RESTAURANT:</b>				
PAYROLL-HOURLY	4,895	3,263	1,457	1,806
WEB SITE DEVELOPMENT	1,200	800	263	537
ACCOUNTING SERVICES	1,200	800	400	400
CONTRACTS-JANITORIAL SERVICES	2,440	1,627	1,689	(62)
CONTRACTS-SECURITY ALARMS	1,883	1,255	329	926
COMMUNICATION-TELEPHONE	1,932	1,288	1,882	(594)
ELECTRICITY-GENERAL	12,480	8,320	4,026	4,294
UTILITY-REFUSE REMOVAL	4,674	3,116	2,911	205
UTILITY-WATER & SEWER	3,600	2,400	1,213	1,187
LEASE-COPIER	1,200	800	347	453
LEASE-DISHWASHER	720	480	604	(124)
INSURANCE-PROPERTY	8,963	5,975	7,966	(1,991)
R&M-AIR CONDITIONING	900	600	857	(257)
R&M-BUILDING	2,100	1,400	2,939	(1,539)

**Heritage Harbor CDD**  
**CONSOLIDATED Enterprise Fund**  
**Statement of Revenue, Expenses and Change in Fund Balance**  
**PRELIMINARY**  
**For the period from October 1, 2017 through May 31, 2018**

	FY2018 ADOPTED BUDGET	BUDGET YEAR-TO-DATE	ACTUAL YEAR-TO-DATE	VARIANCE FAVORABLE (UNFAVORABLE)
R&M-PEST CONTROL	3,617	2,411	453	1,958
MISC-PROPERTY TAXES	2,000	-	-	-
MISC-CABLE MUSIC	847	565	213	352
OFFICE SUPPLIES	60	40	324	(284)
COMPUTER EXPENSE	1,200	800	1,006	(206)
RESERVE	24,511	16,341	6,242	10,099
<b>TOTAL RESTAURANT</b>	<b>80,422</b>	<b>52,281</b>	<b>35,121</b>	<b>17,160</b>
<b>TOTAL OPERATING EXPENSE</b>	<b>1,004,243</b>	<b>675,786</b>	<b>753,304</b>	<b>(77,520)</b>
<b>OPERATING EXCESS OF REVENUE OVER (UNDER) EXPENSE</b>	<b>21,870</b>	<b>8,290</b>	<b>63,844</b>	<b>55,553</b>
<b>NONOPERATING REVENUE (EXPENSES)</b>				
INTEREST REVENUE	300	200	152	(48)
INTEREST EXPENSE	(67,813)	(33,907)	(39,622)	(5,716)
PRINCIPAL DEBT RETIREMENT	(125,000)	(125,000)	(120,000)	5,000
PRINCIPAL PREPAYMENT	-	-	(10,000)	(10,000)
ARBITRAGE REBATE	(300)	(300)	(600)	(300)
DISSEMINATION AGENT	(1,000)	-	-	-
TRUSTEE	(3,563)	(3,563)	(3,098)	465
<b>TOTAL NONOPERATING REVENUE (EXPENSES)</b>	<b>(197,376)</b>	<b>(162,570)</b>	<b>(173,168)</b>	<b>(10,599)</b>
<b>EXCESS OF REVENUE OVER (UNDER) EXPENDITURES BEFORE OTHER FINANCING SOURCES (USES)</b>	<b>(175,506)</b>	<b>(154,280)</b>	<b>(109,324)</b>	<b>44,954</b>
<b>OTHER FINANCING SOURCES (USES)</b>				
FUNDING ENTERPRISE DEBT SERVICE	192,813	184,492	184,492	-
<b>TOTAL OTHER FINANCING SOURCES (USES)</b>	<b>192,813</b>	<b>184,492</b>	<b>184,492</b>	<b>-</b>
<b>NET CHANGE IN ASSETS</b>	<b>17,307</b>	<b>30,213</b>	<b>75,168</b>	<b>44,954</b>
NET ASSETS - BEGINNING	-	-	852,226	852,226
<b>NET ASSETS- ENDING</b>	<b>\$ 17,307</b>	<b>\$ 30,213</b>	<b>\$ 927,394</b>	<b>\$ 897,180</b>

NOTE: THE ACCOMPANYING FINANCIAL STATEMENTS OF HERITAGE HARBOR CDD FOR THE FY 2018- YTD IS UNDER REVIEW BY THE CURRENT MANAGEMENT COMPANY, DPFG, INC. NUMBERS ARE SUBJECT TO CHANGE.



**HERITAGE HARBOR CDD**  
**Community Development District**  
**Operating Accounts Reconciliations**  
**May 31, 2018**

	<u>GENERAL FUND</u>		<u>ENTERPRISE FUND</u>
	<u>HARBOR</u> <u>COMMUNITY BANK</u>	<u>Bank United</u>	<u>HARBOR</u> <u>COMMUNITY BANK</u>
Balance Per Bank Statement	\$ 33,806.05	\$ 114,609.90	\$ 85,997.86
Less: Outstanding Checks	-	-	(3,069.63)
Plus: Deposits In Transit	-	(8,066.99)	1,671.06
<b><i>Adjusted Bank Balance</i></b>	<b><u>\$ 33,806.05</u></b>	<b><u>\$ 106,542.91</u></b>	<b><u>\$ 84,599.29</u></b>
Beginning Bank Balance Per Books	\$ 33,806.05	\$ 168,204.99	\$ 116,802.96
Cash Receipts & Credits	-	5,204.26	51,363.26
Cash Disbursements	-	(66,866.34)	(83,566.93)
<b><i>Balance Per Books</i></b>	<b><u>\$ 33,806.05</u></b>	<b><u>\$ 106,542.91</u></b>	<b><u>\$ 84,599.29</u></b>

**HERITAGE HARBOR CDD  
GENERAL FUND CHECK REGISTER  
FY2018**

DATE	CHECK NO.	PAYEE	Deposit	Payment	Balance
					<b>430,745.55</b>
2/2/2018		Tampa Electric	19050 Heritage Harbor - 12/6/17-1/5/18	17.05	430,728.50
2/2/2018		Tampa Electric	4221 Lutz Lake Fern Rd - 12/6/17-1/5/18	26.47	430,702.03
2/2/2018		Tampa Electric	4221 Lutz Lake Fern Rd A - 12/6/17-1/5/18	234.69	430,467.34
2/2/2018		Tampa Electric	4325 Lutz Lake Fern Rd - 12/6/17-1/5/18	54.08	430,413.26
2/2/2018		Tampa Electric	19110 Heritage Harbor - 12/6/17-1/5/18	20.45	430,392.81
2/2/2018		Tampa Electric	19130 Harbor Bridge Ln - 12/6/17-1/5/18	20.45	430,372.36
2/2/2018		Tampa Electric	4201 Sandy Shores Dr - 12/6/17-1/5/18	20.84	430,351.52
2/2/2018		Tampa Electric	19444 Heritage Harbor Pkwy P - 12/6/17-1/5/18	20.74	430,330.78
2/2/2018		Tampa Electric	Fishermans Bend Cypress - 12/6/17-1/5/18	511.86	429,818.92
2/2/2018		Tampa Electric	19650 Heritage Harbor Pkwy P - 12/6/17-1/5/18	20.45	429,798.47
2/2/2018		Tampa Electric	19002 Cypress Green Dr Ltg - 12/6/17-1/5/18	34.59	429,763.88
2/2/2018		Tampa Electric	Heritage Harbor Village 8 - 12/6/17-1/5/18	163.79	429,600.09
2/2/2018	DD825800282	Arturo Peralta	HCSO Payroll 1/14/18-1/27/18	138.52	429,461.57
2/2/2018	DD825800281	Brian Timothy Dawsy	HCSO Payroll 1/14/18-1/27/18	806.15	428,655.42
2/2/2018	DD825800280	Joseph Saponara	HCSO Payroll 1/14/18-1/27/18	138.52	428,516.90
2/2/2018	1543	Anthony Robbins	HCSO Payroll 1/14/18-1/27/18	379.27	428,137.63
2/2/2018	1546	Christopher Cullinan	HCSO Payroll 1/14/18-1/27/18	277.05	427,860.58
2/2/2018	1542	David Everts	HCSO Payroll 1/14/18-1/27/18	132.37	427,728.21
2/2/2018	1544	Gregory Wehr	HCSO Payroll 1/14/18-1/27/18	527.37	427,200.84
2/2/2018	1545	Robert D Barlow	HCSO Payroll 1/14/18-1/27/18	750.72	426,450.12
2/2/2018	1541	Tobias Smith	HCSO Payroll 1/14/18-1/27/18	477.96	425,972.16
2/5/2018		Tampa Electric	Heritage Harbor Ph A Pre Lg- 12/7/17-1/8/18	532.21	425,439.95
2/5/2018		Tampa Electric	Heritage Harbor Clubhouse- 12/7/17-1/8/18	494.17	424,945.78
2/5/2018	539784	Douglas F Keans	Payroll 1/16-1/31/18	1,789.70	423,156.08
2/5/2018	539783	Kathleen A Costello	Payroll 1/16-1/31/18	1,674.57	421,481.51
2/5/2018	539785	Peter Laspisa	Payroll 1/16-1/31/18	411.60	421,069.91
2/5/2018	DD20183	Innovative Employer Solutions	Club House Payroll Admin Fee & Supplemental Benefits 1/16-1/31/18	910.54	420,159.37
2/5/2018	18		FICA Taxes	828.80	419,330.57
2/8/2018		Hillsborough County Tax Collector	Tax Distribution 1/1-1/31/18	16,591.47	435,922.04
2/16/2018		B.O.C.C	4325 W Lutz Lake Fern Rd - 12/27/17-1/29/18	343.98	435,578.06
2/16/2018		B.O.C.C	4321 Harbor Lake Dr & 19132 Harborbridge Ln - 12/27/17-1/29/18	10.09	435,567.97
2/16/2018		B.O.C.C	19004 & 19100 Cypress Green Dr - 12/27/17-1/29/18	20.74	435,547.23
2/20/2018		Tampa Electric	Heritage Harbor Phase 1A- 12/20/17-1/22/18	475.41	435,071.82
2/20/2018		Tampa Electric	Heritage Harbor Vlg 10 Ph 3 - 12/20/17-1/22/18	204.74	434,867.08
2/20/2018		Tampa Electric	Heritage Harbor Vlg 9 Ph 3C - 12/20/17-1/22/18	389.00	434,478.08
2/20/2018		Tampa Electric	Heritage Harbor Sec 10 - 12/20/17-1/22/18	382.33	434,095.75
2/20/2018		Tampa Electric	Heritage Harbor Ph 1B - 12/20/17-1/22/18	429.95	433,665.80
2/20/2018		Tampa Electric	Heritage Harbor Clubhouse - 12/20/17-1/22/18	449.26	433,216.54
2/20/2018		Tampa Electric	Heritage Harbor Phase 2A/3A Village 1 - 12/20/17-1/22/18	171.67	433,044.87
2/20/2018		Tampa Electric	Heritage Harbor Phase 2A/3A Village 4 - 12/20/17-1/22/18	102.38	432,942.49
2/20/2018		Tampa Electric	Heritage Harbor Phase 2A/3A Village 5 - 12/20/17-1/22/18	409.48	432,533.01
2/20/2018		Tampa Electric	Heritage Harbor Pkwy Clubhouse - 12/20/17-1/22/18	349.23	432,183.78
2/20/2018		Tampa Electric	Heritage Harbor Phase Village 7 - 12/20/17-1/22/18	102.38	432,081.40
2/20/2018		Tampa Electric	Heritage Harbor Village 10 Ph 2 - 12/20/17-1/22/18	204.74	431,876.66
2/20/2018		Tampa Electric	Heritage Harbor Village 11 Ph 3B - 12/20/17-1/22/18	143.32	431,733.34
2/20/2018		Tampa Electric	Heritage Harbor Blvd Ph 2B - 12/20/17-1/22/18	157.12	431,576.22
2/20/2018	543378	Douglas F Keans	Payroll 2/1-2/15/18	2,009.30	429,566.92
2/20/2018	543377	Kathleen A Costello	Payroll 2/1-2/15/18	1,674.57	427,892.35
2/20/2018	543379	Peter Laspisa	Payroll 2/1-2/15/18	444.92	427,447.43
2/20/2018	DD20184-CH	Innovative Employer Solutions	Club House Payroll Admin Fee & Supplemental Benefits 2/1-2/15/18	935.14	426,512.29
2/28/2018	21		February Expenses Paid from GF Bank	46,127.30	380,384.99
<b>HARBOR COMMUNITY BANK BALANCE</b>			<b>16,591.47</b>	<b>66,952.03</b>	<b>380,384.99</b>
2/1/2018		Heritage Harbor CDD	Funds for Operating Account	75,000.00	75,000.00
2/6/2018	9998	Greenview Landscaping Inc.	Landscape Maint - Jan-Feb, Remove Dead Branches	21,800.00	53,200.00
2/6/2018	9999	A-Quality Pool Service	Fountain Service - Feb & Fountain Repair	329.00	52,871.00
2/6/2018	9997	Envera	Gate Access Monitoring - Mar	3,700.00	49,171.00
2/6/2018	9998	DPFG	Management Services - Feb	5,850.00	43,321.00
2/7/2018	ACH02072018	Deluxe Bus Sys.	Checks	16.36	43,304.64
2/12/2018	1002	Arturo Peralta	HCSO Payroll 1/28/18-2/10/18	150.00	43,154.64
2/12/2018	1003	Brian Timothy Dawsy	HCSO Payroll 1/28/18-2/10/18	300.00	42,854.64
2/12/2018	1004	Christopher Cullinan	HCSO Payroll 1/28/18-2/10/18	600.00	42,254.64
2/12/2018	1005	David Everts	HCSO Payroll 1/28/18-2/10/18	1,200.00	41,054.64
2/12/2018	1006	Gregory Wehr	HCSO Payroll 1/28/18-2/10/18	450.00	40,604.64
2/12/2018	1007	Joseph Saponara	HCSO Payroll 1/28/18-2/10/18	150.00	40,454.64
2/12/2018	1008	Robert D Barlow	HCSO Payroll 1/28/18-2/10/18	300.00	40,154.64
2/12/2018	1009	Tobias Smith	HCSO Payroll 1/28/18-2/10/18	810.00	39,344.64
2/12/2018	1010	Aquatic Systems Inc	Monthly Lake & Wetland Services - February	3,478.00	35,866.64
2/20/2018	1011	Fedex	Shipping Records from Severn Trent to DPFG	336.34	35,530.30
2/20/2018	1012	Frontier Communications	W Main Gate 2/7-3/6/18	121.98	35,408.32
2/28/2018		Heritage Harbor Enterprise	Reimbursement Of Funds	46,127.30	81,535.62
2/28/2018		Bank United	Interest	6.27	81,541.89
<b>BANK UNITED BALANCE</b>			<b>121,133.57</b>	<b>39,591.68</b>	<b>81,541.89</b>
<b>CONSOLIDATED TOTAL</b>			<b>137,725.04</b>	<b>106,543.71</b>	<b>461,926.88</b>
3/2/2018		Tampa Electric	19130 Harborbridge Ln - 1/6-2/5/18	20.45	380,364.54
3/2/2018		Tampa Electric	19444 Heritage Harbor Pkwy - 1/6-2/5/18	20.84	380,343.70
3/2/2018		Tampa Electric	4221 Lutz Lake Fern Rd - 1/6-2/5/18	23.79	380,319.91
3/2/2018		Tampa Electric	19050 Heritage Harbor Pkwy - 1/6-2/5/18	17.05	380,302.86
3/2/2018		Tampa Electric	4325 Lutz Lake Fern Rd - 1/6-2/5/18	50.65	380,252.21
3/2/2018		Tampa Electric	19110 Heritage Harbor Pkwy - 1/6-2/5/18	20.45	380,231.76
3/2/2018		Tampa Electric	4221 Lutz Lake Fern Rd - 1/6-2/5/18	183.36	380,048.40
3/2/2018		Tampa Electric	Fishermans Bend Cypress - 1/6-2/5/18	511.86	379,536.54
3/2/2018		Tampa Electric	19650 Heritage Harbor Pkwy - 1/6-2/5/18	20.45	379,516.09
3/2/2018		Tampa Electric	19002 Cypress Green Dr - 1/6-2/5/18	30.10	379,485.99
3/2/2018		Tampa Electric	Heritage Harbor Village 8 - 1/6-2/5/18	163.79	379,322.20
3/2/2018		Tampa Electric	4201 Sandy Shores Dr - 1/6-2/5/18	20.74	379,301.46

**HERITAGE HARBOR CDD  
GENERAL FUND CHECK REGISTER  
FY2018**

DATE	CHECK NO.	PAYEE	Deposit	Payment	Balance
3/5/2018		Douglas F Keans	Payroll 2/16-2/28/18	1,902.57	377,398.89
3/5/2018		Innovative Employer Solutions	Club House Payroll Admin Fee & Supplemental Benefits 2/16-2/28/18	890.76	376,508.13
3/5/2018		Kathleen A Costello	Payroll 2/16-2/28/18	1,674.57	374,833.56
3/5/2018		Peter Laspisa	Payroll 2/16-2/28/18	420.00	374,413.56
3/5/2018	ACH42254	Robert D Barlow	Payroll 2/11-2/28/18	810.00	373,603.56
3/5/2018	ACH42258	Ashely Lindeman	Payroll 2/11-2/28/18	300.00	373,303.56
3/5/2018	ACH42260	Joseph Saponara	Payroll 2/11-2/28/18	150.00	373,153.56
3/5/2018	ACH42261	Tobias Smith	Payroll 2/11-2/28/18	570.00	372,583.56
3/5/2018	ACH42255	Christopher Cullinan	Payroll 2/11-2/28/18	600.00	371,983.56
3/5/2018	ACH42256	Brian Timothy Dawsy	Payroll 2/11-2/28/18	750.00	371,233.56
3/5/2018	ACH42257	David Everts	Payroll 2/11-2/28/18	750.00	370,483.56
3/5/2018	ACH42259	Arturo Peralta	Payroll 2/11-2/28/18	300.00	370,183.56
3/5/2018	ACH42262	Gregory Wehr	Payroll 2/11-2/28/18	150.00	370,033.56
3/5/2018	ACH058711	Innovative Employer Solutions	HCSO Security Payroll 2/11-2/28/18	529.39	369,504.17
3/6/2018		Hillsborough County Tax Collector	VOID: Tax Distribution 2/1-2/28/18	-	369,504.17
3/6/2018		Hillsborough County Tax Collector	Tax Collections 2/1-2/28/18	11,309.54	380,813.71
3/7/2018	1001	Heritage Harbor CDD.	Transfer To Operating	150,000.00	230,813.71
3/7/2018	ACH42320	Anthony Robbins	Payroll 2/11-2/28/18	322.95	230,490.76
3/7/2018	ACH058746	Innovative Employer Solutions	Payroll Fees 2/11-2/28/18 - A.Robbins	37.40	230,453.36
3/7/2018	ACH372018	Harbor Bank	Checks	156.84	230,296.52
3/20/2018	ACH550410	Robert D Barlow	Payroll 3/1-3/15/18	480.00	229,816.52
3/20/2018	ACH550414	Tobias Smith	Payroll 3/1-3/15/18	360.00	229,456.52
3/20/2018	ACH550411	Christopher Cullinan	Payroll 3/1-3/15/18	600.00	228,856.52
3/20/2018	ACH550412	Brian Timothy Dawsy	Payroll 3/1-3/15/18	720.00	228,136.52
3/20/2018	ACH43083	David Everts	Payroll 3/1-3/15/18	720.00	227,416.52
3/20/2018	ACH50413	Arturo Peralta	Payroll 3/1-3/15/18	120.00	227,296.52
3/20/2018	ACH43084	Anthony Robbins	Payroll 3/1-3/15/18	240.00	227,056.52
3/20/2018	ACH550415	Gregory Wehr	Payroll 3/1-3/15/18	120.00	226,936.52
3/20/2018	ACH058986	Innovative Employer Solutions	HCSO Security Payroll 3/1-3/15/18	417.67	226,518.85
3/31/2018	28		Due from EF for EF Bills paid from GF Accts - March	35,926.48	190,592.37
3/31/2018		Harbor Bank	Service Charge	3.00	190,589.37
<b>HARBOR COMMUNITY BANK BALANCE</b>			<b>11,309.54</b>	<b>201,105.16</b>	<b>190,589.37</b>
3/1/2018	1013	DPPFG	Management Services - Mar	5,850.00	75,691.89
3/1/2018	1014	Straley Robin Vericker	Legal Services	2,922.83	72,769.06
3/5/2018		Tampa Electric	Heritage Harbor Clubhouse - 1/9-2/6/18	494.17	72,274.89
3/5/2018		Tampa Electric	Heritage Harbor PHA - 1/9-2/6/18	532.21	71,742.68
3/7/2018	TTO3718	Heritage Harbor CDD.	Transfer To Operating	150,000.00	221,742.68
3/7/2018	1020	A-Quality Pool Service	Fountain Service - March	140.00	221,602.68
3/7/2018	1021	Aquatic Systems Inc	Monthly Lake & Wetland Services - March	3,478.00	218,124.68
3/7/2018	1022	AT&T Mobility	Wireless 12/22/17-2/21/18	125.38	217,999.30
3/7/2018	1023	Envera	VOID: Gate Access Monitoring - Feb & Apr	0.00	217,999.30
3/7/2018	1025	Greenview Landscaping Inc.	Landscape Maint - March	10,400.00	207,599.30
3/7/2018	1026	McNichols Co.	Metal Grating	1,077.80	206,521.50
3/7/2018	1027	VenturesIn.com, Inc.	Web Hosting - March	80.00	206,441.50
3/9/2018	1033	Clint Swigart	Board of Supervisors Meeting 2/15/18	200.00	206,241.50
3/9/2018	1034	David Penzer	Board of Supervisors Meeting 2/15/18	200.00	206,041.50
3/9/2018	1035	Patrick Giambelluca	Board of Supervisors Meeting 2/15/18	200.00	205,841.50
3/9/2018	1036	Russ Rossi	Board of Supervisors Meeting 2/15/18	200.00	205,641.50
3/9/2018	1037	Shelley Grandon	Board of Supervisors Meeting 2/15/18	200.00	205,441.50
3/9/2018	1031	Russ Rossi	VOID:	0.00	205,441.50
3/9/2018	1028	Clint Swigart	VOID:	0.00	205,441.50
3/9/2018	1029	David Penzer	VOID:	0.00	205,441.50
3/9/2018	1030	Patrick Giambelluca	VOID:	0.00	205,441.50
3/9/2018	1032	Shelley Grandon	VOID:	0.00	205,441.50
3/14/2018		B.O.C.C	4325 W Lutz Lake Fern Rd - 1/29-2/27/18	383.97	205,057.53
3/14/2018		B.O.C.C	19004 & 19100 Cypress Green Dr - 1/29-2/27/18	20.74	205,036.79
3/14/2018		B.O.C.C	4321 Harbor Lake Dr & 19132 Harborbridge Ln - 1/29-2/27/18	8.12	205,028.67
3/19/2018		Tampa Electric	Heritage Harbor Village 9, PH 3C - 1/23-2/20/18	389.00	204,639.67
3/19/2018		Tampa Electric	Heritage Harbor Pkwy Clubhouse - 1/23-2/20/18	349.23	204,290.44
3/19/2018		Tampa Electric	Heritage Harbor Vlg 10 Ph 3- 1/23-2/20/18	204.74	204,085.70
3/19/2018		Tampa Electric	Heritage Harbor Phase 2A/3A Village 1 - 1/23-2/20/18	171.67	203,914.03
3/19/2018		Tampa Electric	Heritage Harbor Phase 1A - 1/23-2/20/18	475.41	203,438.62
3/19/2018		Tampa Electric	Heritage Harbor Vill 10 Ph 2- 1/23-2/20/18	204.74	203,233.88
3/19/2018		Tampa Electric	Heritage Harbor Ph 3B Vlg 11 - 1/23-2/20/18	143.32	203,090.56
3/19/2018		Tampa Electric	Heritage Harbor Ph 2A/3A Village 4 - 1/23-2/20/18	102.38	202,988.18
3/19/2018		Tampa Electric	Heritage Harbor Ph 1B - 1/23-2/20/18	429.95	202,558.23
3/19/2018		Tampa Electric	Heritage Harbor Clubhouse - 1/23-2/20/18	449.26	202,108.97
3/19/2018		Tampa Electric	Heritage Harbor Phase 2A/3A Village 5 - 1/23-2/20/18	409.48	201,699.49
3/19/2018		Tampa Electric	Heritage Harbor Blvd, Ph 2B - 1/23-2/20/18	157.12	201,542.37
3/19/2018		Tampa Electric	Heritage Harbor Village 7 - 1/23-2/20/18	102.38	201,439.99
3/19/2018		Tampa Electric	Heritage Harbor Sec 10 - 1/23-2/20/18	382.33	201,057.66
3/20/2018		Douglas F Keans	Payroll 3/1-3/15/18	1,832.03	199,225.63
3/20/2018		Innovative Employer Solutions	Club House Payroll Admin Fee & Supplemental Benefits 3/1-3/15/18	880.22	198,345.41
3/20/2018		Kathleen A Costello	Payroll 3/1-3/15/18	1,674.57	196,670.84
3/20/2018		Peter Laspisa	Payroll 3/1-3/15/18	430.78	196,240.06
3/22/2018	1038	Hillsborough County Sheriffs Office	HCSO Mileage & Admin Fees - 1/1-1/31/18 & 2/1-2/28/18	2,858.25	193,381.81
3/28/2018	1039	Heritage Harbor Golf and Country Club	HOA Invoice - January GF	2,850.39	190,531.42
3/28/2018		Heritage Harbor Golf & Country Club	HOA Payment - January	5,098.45	195,629.87
3/29/2018	1040	DPPFG	Prior Year Reconciliation (Special Authorization)	3,000.00	192,629.87
3/29/2018	1041	Fedex	Fedex Shipment	24.03	192,605.84
3/29/2018	1042	Florida Municipal Insurance Trust	Utility Bond TECO for Street Lights	480.00	192,125.84
3/29/2018	1043	Frontier Communications	W Main Gate 3/7-4/6/18 & Phone & Internet - 3/16-4/15/18	121.98	192,003.86
3/29/2018	1044	Greenview Landscaping Inc.	Landscape Maint - April	10,400.00	181,603.86
3/31/2018	28		Due from EF for EF Bills paid from GF Accts - March	394.18	181,209.68
3/31/2018		Bank United	Interest	20.65	181,230.33
3/31/2018			Reimbursement Of Funds	36,320.66	217,550.99
<b>BANK UNITED BALANCE</b>			<b>191,439.76</b>	<b>55,430.66</b>	<b>217,550.99</b>

**HERITAGE HARBOR CDD  
GENERAL FUND CHECK REGISTER  
FY2018**

DATE	CHECK NO.	PAYEE	Deposit	Payment	Balance
<b>CONSOLIDATED TOTAL</b>			<b>202,749.30</b>	<b>256,535.82</b>	<b>408,140.36</b>
4/16/2018	1002	Heritage Harbor CDD.	Funding Enterprise Debt Service 5/1/2018	150,198.68	40,390.69
4/16/2018	1003	Heritage Harbor CDD C/O US Bank	Tax Collection Distribution	6,584.64	33,806.05
<b>HARBOR COMMUNITY BANK BALANCE</b>			<b>-</b>	<b>156,783.32</b>	<b>33,806.05</b>
4/1/2018	1046	DPFG	Management Services - Apr	5,850.00	211,700.99
4/1/2018	1047	OLM, Inc	Landscape Inspection - March	1,000.00	210,700.99
4/2/2018	ACH422018	Tampa Electric	Fishermans Bend Cypress - 2/6-3/6/18	511.86	210,189.13
4/2/2018	ACH422018	Tampa Electric	Heritage Harbor Village 8 - 2/6-3/6/18	163.79	210,025.34
4/2/2018	ACH422018	Tampa Electric	19130 Harborbridge Ln - 2/6-3/7/18	20.45	210,004.89
4/2/2018	ACH422018	Tampa Electric	19444 Heritage Harbor Pkwy - 2/6-3/7/18	20.84	209,984.05
4/2/2018	ACH422018	Tampa Electric	4221 Lutz Lake Fern Rd - 2/6-3/7/18	23.69	209,960.36
4/2/2018	ACH422018	Tampa Electric	19050 Heritage Harbor Pkwy - 2/6-3/7/18	17.05	209,943.31
4/2/2018	ACH422018	Tampa Electric	4325 Lutz Lake Fern Rd - 2/6-3/7/18	54.56	209,888.75
4/2/2018	ACH422018	Tampa Electric	19110 Heritage Harbor Pkwy - 2/6-3/7/18	20.45	209,868.30
4/2/2018	ACH422018	Tampa Electric	4221 Lutz Lake Fern Rd - 2/6-3/7/18	188.55	209,679.75
4/2/2018	ACH422018	Tampa Electric	19650 Heritage Harbor Pkwy - 2/6-3/7/18	20.45	209,659.30
4/2/2018	ACH422018	Tampa Electric	19002 Cypress Green Dr - 2/6-3/7/18	29.63	209,629.67
4/2/2018	ACH422018	Tampa Electric	4201 Sandy Shores Dr - 2/6-3/7/18	20.84	209,608.83
4/3/2018	ACH432018	Tampa Electric	Heritage Harbor Clubhouse - 2/6-3/6/18	494.17	209,114.66
4/3/2018	ACH432018	Tampa Electric	Heritage Harbor PHA - 2/6-3/6/18	532.21	208,582.45
4/4/2018	1048	David Penzer	Board of Supervisors Meeting 3/15/18	200.00	208,382.45
4/5/2018	ACHCH040518	Innovative Employer Solutions	Club House Payroll Admin Fee & Supplemental Benefits 3/15-3/31/18	967.73	207,414.72
4/5/2018	ACHDK040518	Douglas F Keans	Payroll 3/15-3/31/18	1,838.92	205,575.80
4/5/2018	ACHPL040518	Peter Laspisa	Payroll 3/15-3/31/18	1,077.02	204,498.78
4/5/2018	ACHKC040518	Kathleen A Costello	Payroll 3/15-3/31/18	1,674.57	202,824.21
4/5/2018	ACHRB040518	Robert D Barlow	Payroll 3/16-3/31/18	480.00	202,344.21
4/5/2018	ACH040518	Innovative Employer Solutions	HCSO Security Payroll 3/16-3/31/18	430.81	201,913.40
4/5/2018	ACHAL040518	Ashely Lindeman	Payroll 3/16-3/31/18	240.00	201,673.40
4/5/2018	ACHTS040518	Tobias Smith	Payroll 3/16-3/31/18	480.00	201,193.40
4/5/2018	ACHCC040518	Christopher Cullinan	Payroll 3/16-3/31/18	360.00	200,833.40
4/5/2018	ACHBD040518	Brian Timothy Dawsy	Payroll 3/16-3/31/18	480.00	200,353.40
4/5/2018	ACHDE040518	David Evarts	Payroll 3/16-3/31/18	240.00	200,113.40
4/5/2018	ACHAP040518	Arturo Peralta	Payroll 3/16-3/31/18	600.00	199,513.40
4/5/2018	ACHAR040518	Anthony Robbins	Payroll 3/16-3/31/18	240.00	199,273.40
4/5/2018	ACHGW040518	Gregory Wehr	Payroll 3/16-3/31/18	360.00	198,913.40
4/5/2018	ACHBOS040518	Innovative Employer Solutions	BOS Payroll 3/15/18 Meeting	95.45	198,817.95
4/5/2018	ACHPG040518	Patrick Giambelluca	Board of Supervisors Meeting 3/15/18	200.00	198,617.95
4/5/2018	ACHSG040518	Shelley Grandon	Board of Supervisors Meeting 3/15/18	200.00	198,417.95
4/5/2018	ACHCS040518	Clint Swigart	Board of Supervisors Meeting 3/15/18	200.00	198,217.95
4/13/2018	1049	Aquatic Systems Inc	Monthly Lake & Wetland Services - April	3,478.00	194,739.95
4/13/2018	1050	OLM, Inc	Landscape Inspection - Feb & Apr	2,000.00	192,739.95
4/13/2018	1051	AT&T Mobility	Wireless 2/22/18-3/21/18	62.38	192,677.57
4/13/2018	1052	Envera	Gate Access Monitoring - Apr	3,700.00	188,977.57
4/13/2018	1053	Hillsborough County Sheriffs Office	HCSO Mileage & Admin Fees - 3/1-3/31/18	1,181.50	187,796.07
4/13/2018	1054	Straley Robin Vericker	Legal Services	1,550.00	186,246.07
4/13/2018	1055	VenturesIn.com, Inc.	Web Hosting - April	80.00	186,166.07
4/13/2018	ACH4132018	B.O.C.C	4321 Harbor Lake Dr & 19132 Harborbridge Ln - 2/28-3/28/18	10.15	186,155.92
4/13/2018	ACH4132018	B.O.C.C	19004 & 19100 Cypress Green Dr - 2/28-3/28/18	20.74	186,135.18
4/13/2018	ACH4132018	B.O.C.C	4325 W Lutz Lake Fern Rd - 2/28-3/28/18	437.33	185,697.85
4/17/2018		Tampa Electric	Heritage Harbor Phase 2A/3A Village 5 - 2/21-3/21/18	409.48	185,288.37
4/17/2018		Tampa Electric	Heritage Harbor Vill 10 Ph 2 - 2/21-3/21/18	204.74	185,083.63
4/17/2018		Tampa Electric	Heritage Harbor Clubhouse - 2/21-3/21/18	449.26	184,634.37
4/17/2018		Tampa Electric	Heritage Harbor Village 7 - 2/21-3/21/18	102.38	184,531.99
4/17/2018		Tampa Electric	Heritage Harbor Village 9, PH 3C - 2/21-3/21/18	389.00	184,142.99
4/17/2018		Tampa Electric	Heritage Harbor Blvd, Ph 2B - 2/21-3/21/18	157.12	183,985.87
4/17/2018		Tampa Electric	Heritage Harbor Phase 1A - 2/21-3/21/18	475.41	183,510.46
4/17/2018		Tampa Electric	Heritage Harbor Pkwy Clubhouse - 2/21-3/21/18	349.23	183,161.23
4/17/2018		Tampa Electric	Heritage Harbor Phase 2A/3A Village 1 - 2/21-3/21/18	171.67	182,989.56
4/17/2018		Tampa Electric	Heritage Harbor Sec 10 - 2/21-3/21/18	382.33	182,607.23
4/17/2018		Tampa Electric	Heritage Harbor Vlg 10 Ph 3 - 2/21-3/21/18	204.74	182,402.49
4/17/2018		Tampa Electric	Heritage Harbor Ph 2A/3A Village 4 - 2/21-3/21/18	102.38	182,300.11
4/17/2018		Tampa Electric	Heritage Harbor Ph 3B Vlg 11 - 2/21-3/21/18	143.32	182,156.79
4/17/2018		Tampa Electric	Heritage Harbor Ph 1B - 2/21-3/21/18	429.95	181,726.84
4/20/2018	1056	Frontier Communications	E Main Gate 2/7-5/6/18	558.62	181,168.22
4/20/2018	1057	Frontier Communications	W Main Gate 4/7-5/6/18	121.98	181,046.24
4/20/2018	1058	Greenview Landscaping Inc.	Remove Dead Pine & Re-Sod Right of Way & Flower Installation	8,925.00	172,121.24
4/20/2018	ACH042018	Innovative Employer Solutions	HCSO Security Payroll 4/1-4/15/18	417.67	171,703.57
4/20/2018	ACHRB042018	Robert D Barlow	Payroll 4/1-4/15/18	240.00	171,463.57
4/20/2018	ACHBC042018	Benjamin Coddington	Payroll 4/1-4/15/18	360.00	171,103.57
4/20/2018	ACHAL042018	Ashely Lindeman	Payroll 4/1-4/15/18	480.00	170,623.57
4/20/2018	ACHJP042018	Joseph Saponara	Payroll 4/1-4/15/18	240.00	170,383.57
4/20/2018	ACHTS042018	Tobias Smith	Payroll 4/1-4/15/18	720.00	169,663.57
4/20/2018	ACHCC042018	Christopher Cullinan	Payroll 4/1-4/15/18	240.00	169,423.57
4/20/2018	ACHBD042018	Brian Timothy Dawsy	Payroll 4/1-4/15/18	480.00	168,943.57
4/20/2018	ACHAP042018	Arturo Peralta	Payroll 4/1-4/15/18	360.00	168,583.57
4/20/2018	ACHAR042018	Anthony Robbins	Payroll 4/1-4/15/18	240.00	168,343.57
4/20/2018	ACHCH042018	Innovative Employer Solutions	Club House Payroll Admin Fee & Supplemental Benefits 4/1-4/15/18	901.40	167,442.17
4/20/2018	ACHDK042018	Douglas F Keans	Payroll 4/1-4/15/18	1,838.92	165,603.25
4/20/2018	ACHPL042018	Peter Laspisa	Payroll 4/1-4/15/18	582.40	165,020.85
4/20/2018	ACHKC042018	Kathleen A Costello	Payroll 4/1-4/15/18	1,674.57	163,346.28
4/20/2018	1964	Heritage Harbor Golf & Country Club	HOA 2018-02	4,975.92	168,322.20
4/27/2018	1059	A-Quality Pool Service	Fountain Service - April	140.00	168,182.20
4/30/2018		Bank United	Interest	22.79	168,204.99
<b>BANK UNITED BALANCE</b>			<b>4,998.71</b>	<b>54,344.71</b>	<b>168,204.99</b>

**HERITAGE HARBOR CDD  
GENERAL FUND CHECK REGISTER  
FY2018**

DATE	CHECK NO.	PAYEE	Deposit	Payment	Balance
<b>CONSOLIDATED TOTAL</b>			<b>4,998.71</b>	<b>211,128.03</b>	<b>202,011.04</b>
<b>HARBOR COMMUNITY BANK BALANCE</b>			-	-	<b>33,806.05</b>
5/1/2018	1060	DPFG	Management Services - May	5,850.00	162,354.99
5/1/2018	1061	Envera	Gate Access Monitoring - Feb & Apr	7,970.00	154,384.99
5/2/2018	ACH522018	Tampa Electric	19130 Harborbridge Ln - 3/8-4/6/18	20.45	154,364.54
5/2/2018	ACH522018	Tampa Electric	19444 Heritage Harbor Pkwy - 3/8-4/6/18	20.84	154,343.70
5/2/2018	ACH522018	Tampa Electric	4221 Lutz Lake Fern Rd - 3/8-4/6/18	23.42	154,320.28
5/2/2018	ACH522018	Tampa Electric	19050 Heritage Harbor Pkwy - 3/8-4/6/18	17.05	154,303.23
5/2/2018	ACH522018	Tampa Electric	4325 Lutz Lake Fern Rd - 3/8-4/6/18	54.47	154,248.76
5/2/2018	ACH522018	Tampa Electric	19110 Heritage Harbor Pkwy - 3/8-4/6/18	20.45	154,228.31
5/2/2018	ACH522018	Tampa Electric	4221 Lutz Lake Fern Rd - 3/8-4/6/18	209.90	154,018.41
5/2/2018	ACH522018	Tampa Electric	19650 Heritage Harbor Pkwy - 3/8-4/6/18	20.45	153,997.96
5/2/2018	ACH522018	Tampa Electric	19002 Cypress Green Dr - 3/8-4/6/18	29.72	153,968.24
5/2/2018	ACH522018	Tampa Electric	4201 Sandy Shores Dr - 3/8-4/6/18	20.74	153,947.50
5/2/2018	ACHHHV8	Tampa Electric	Heritage Harbor Village 8 - 3/7-4/5/18	163.79	153,783.71
5/2/2018	ACHFBC50218	Tampa Electric	Fishermans Bend Cypress - 3/7-4/5/18	511.86	153,271.85
5/3/2018	ACHHCS0318	Tampa Electric	Heritage Harbor Clubhouse - 3/7-4/6/18	494.17	152,777.68
5/3/2018	ACHHHPHA	Tampa Electric	Heritage Harbor PHA - 3/7-4/6/18	532.21	152,245.47
5/3/2018	1062	Aquatic Systems Inc	Monthly Lake & Wetland Services - May	3,478.00	148,767.47
5/3/2018	1063	AT&T Mobility	Wireless 3/22/18-4/21/18	63.80	148,703.67
5/3/2018	1064	Greenview Landscaping Inc.	Landscape Maint - May	10,400.00	138,303.67
5/3/2018	1065	Heritage Harbor CDD C/O US Bank	Tax Collection Distribution	6,908.61	131,395.06
5/3/2018	1066	Hillsborough County Sheriffs Office	HCSO Mileage & Admin Fees - 4/1-4/30/18	1,157.75	130,237.31
5/3/2018	1067	Straley Robin Vericker	Legal Services	1,590.00	128,647.31
5/3/2018	1068	Tampa Print Services Inc	Bond Refinancing Letters	692.15	127,955.16
5/3/2018	1069	VenturesIn.com, Inc.	Web Hosting - May	80.00	127,875.16
5/4/2018	1070	David Penzer	Board of Supervisors Meeting 4/19/18	200.00	127,675.16
5/4/2018	ACHBOS0418	Innovative Employer Solutions	BOS Payroll 4/19/18 Meeting	117.35	127,557.81
5/4/2018	ACH560816	Patrick Giambelluca	Board of Supervisors Meeting 4/19/18	200.00	127,357.81
5/4/2018	ACH560817	Shelley Grandon	Board of Supervisors Meeting 4/19/18	200.00	127,157.81
5/4/2018	ACH560818	Russ Rossi	Board of Supervisors Meeting 4/19/18	200.00	126,957.81
5/4/2018	ACH560819	Clint Swigart	Board of Supervisors Meeting 4/19/18	200.00	126,757.81
5/4/2018	ACHHCS05418	Innovative Employer Solutions	HCSO Security Payroll 4/16-4/30/18	416.03	126,341.78
5/4/2018	ACH560801	Robert D Barlow	Payroll 4/16-4/30/18	225.00	126,116.78
5/4/2018	ACH560802	Benjamin Coddington	Payroll 4/16-4/30/18	360.00	125,756.78
5/4/2018	ACH45325	Ashely Lindeman	Payroll 4/16-4/30/18	120.00	125,636.78
5/4/2018	ACH560806	Joseph Saponara	Payroll 4/16-4/30/18	240.00	125,396.78
5/4/2018	ACH560807	Tobias Smith	Payroll 4/16-4/30/18	840.00	124,556.78
5/4/2018	ACH560803	Christopher Cullinan	Payroll 4/16-4/30/18	360.00	124,196.78
5/4/2018	ACH560804	Brian Timothy Dawsy	Payroll 4/16-4/30/18	720.00	123,476.78
5/4/2018	ACH45326	Anthony Robbins	Payroll 4/16-4/30/18	240.00	123,236.78
5/4/2018	ACH560805	Arturo Peralta	Payroll 4/16-4/30/18	240.00	122,996.78
5/4/2018	ACHCB050418	Innovative Employer Solutions	Club House Payroll Admin Fee & Supplemental Benefits 4/15-4/30/18	886.18	122,110.60
5/4/2018	ACH561115	Douglas F Keans	Payroll 4/15-4/30/18	1,881.03	120,229.57
5/4/2018	ACH561116	Peter Laspisa	Payroll 4/15-4/30/18	430.36	119,799.21
5/4/2018	ACH561114	Kathleen A Costello	Payroll 4/15-4/30/18	1,674.57	118,124.64
5/9/2018	1071	A-Quality Pool Service	Fountain Service - May	140.00	117,984.64
5/9/2018	1072	Frontier Communications	E Main Gate May 2018	180.23	117,804.41
5/9/2018	1074	OLM, Inc	Landscape Inspection - May	1,000.00	116,804.41
5/9/2018	1075	Tampa Bay Times	Legal Advertisement	301.50	116,502.91
5/16/2018	1076	Frontier Communications	W Main Gate 5/7-6/6/18	121.98	116,380.93
5/17/2018	ACHPH2A3AV5	Tampa Electric	Heritage Harbor Phase 2A/3A Village 5 - 3/22-4/20/18	409.48	115,971.45
5/17/2018	ACHHHS10518	Tampa Electric	Heritage Harbor Sec 10 - 3/22-4/20/18	382.33	115,589.12
5/17/2018	ACHHHV10PH3	Tampa Electric	Heritage Harbor Vlg 10 Ph 3 - 3/22-4/20/18	204.74	115,384.38
5/17/2018	ACHHHPH1B	Tampa Electric	Heritage Harbor Ph 1B - 3/22-4/20/18	429.95	114,954.43
5/17/2018	ACHHHV7517	Tampa Electric	Heritage Harbor Village 7 - 3/22-4/20/18	102.38	114,852.05
5/17/2018	ACHHCS1718	Tampa Electric	Heritage Harbor Clubhouse - 3/22-4/20/18	449.26	114,402.79
5/17/2018	ACHHHV10PH2	Tampa Electric	Heritage Harbor Vill 10 Ph 2 - 3/22-4/20/18	204.74	114,198.05
5/17/2018	ACHHHPH1A	Tampa Electric	Heritage Harbor Phase 1A - 3/22-4/20/18	475.41	113,722.64
5/17/2018	ACHHHV9PH3C	Tampa Electric	Heritage Harbor Village 9, PH 3C - 3/22-4/20/18	389.04	113,333.60
5/17/2018	ACHPH2A3AV4	Tampa Electric	Heritage Harbor Ph 2A/3A Village 4 - 3/22-4/20/18	102.38	113,231.22
5/17/2018	ACHPH2A3AV1	Tampa Electric	Heritage Harbor Phase 2A/3A Village 1 - 3/22-4/20/18	171.67	113,059.55
5/17/2018	ACHPH3BV11	Tampa Electric	Heritage Harbor Ph 3B Vlg 11 - 3/22-4/20/18	143.32	112,916.23
5/17/2018	ACHHHBPH2B	Tampa Electric	Heritage Harbor Blvd, Ph 2B - 3/22-4/20/18	157.12	112,759.11
5/17/2018	ACHHHPC518	Tampa Electric	Heritage Harbor Pkwy Clubhouse - 3/22-4/20/18	349.23	112,409.88
5/17/2018	1990	Heritage Harbor Golf & Country Club	Payroll Reimbursement	5,187.92	117,597.80
5/18/2018	ACHHCS51818	Innovative Employer Solutions	HCSO Security Payroll 5/1-5/15/18	404.53	117,193.27
5/18/2018	ACH564226	Robert D Barlow	Payroll 5/1-5/15/18	120.00	117,073.27
5/18/2018	ACH564231	Tobias Smith	Payroll 5/1-5/15/18	960.00	116,113.27
5/18/2018	ACH564227	Christopher Cullinan	Payroll 5/1-5/15/18	480.00	115,633.27
5/18/2018	ACH564228	Brian Timothy Dawsy	Payroll 5/1-5/15/18	240.00	115,393.27
5/18/2018	ACH564229	Arturo Peralta	Payroll 5/1-5/15/18	720.00	114,673.27
5/18/2018	ACH46028	Anthony Robbins	Payroll 5/1-5/15/18	360.00	114,313.27
5/18/2018	ACH564230	Joseph Saponara	Payroll 5/1-5/15/18	360.00	113,953.27
5/18/2018	ACHCH051818	Innovative Employer Solutions	Club House Payroll Admin Fee & Supplemental Benefits 5/1-5/15/18	901.14	113,052.13
5/18/2018	ACH564381	Douglas F Keans	Payroll 5/1-5/15/18	2,224.12	110,828.01
5/18/2018	ACH564382	Peter Laspisa	Payroll 5/1-5/15/18	226.94	110,601.07
5/18/2018	ACH564380	Kathleen A Costello	Payroll 5/1-5/15/18	1,674.57	108,926.50
5/21/2018	1077	Greenview Landscaping Inc.	Irrigation Repairs	710.00	108,216.50
5/22/2018	1078	Business Observer	Legal Advertising	45.94	108,170.56
5/22/2018	1079	VenturesIn.com, Inc.	Domain Name Registration (1 Year)	17.99	108,152.57
5/23/2018	ACH52318LLF	B.O.C.C	4325 W Lutz Lake Fern Rd - 3/28-4/26/18	436.61	107,715.96
5/23/2018	ACH52318CGD	B.O.C.C	19004 & 19100 Cypress Green Dr - 3/28-4/26/18	21.10	107,694.86
5/23/2018	ACH52318HBL	B.O.C.C	4321 Harbor Lake Dr & 19132 Harborbridge Ln - 3/28-4/26/18	55.85	107,639.01
5/31/2018	ACH19130HBL	Tampa Electric	19130 Harborbridge Ln - 4/7-5/7/18	20.45	107,618.56
5/31/2018	ACH19110HHP	Tampa Electric	19110 Heritage Harbor Pkwy - 4/7-5/7/18	20.45	107,598.11
5/31/2018	ACH4325LLF	Tampa Electric	4325 Lutz Lake Fern Rd - 4/7-5/7/18	61.54	107,536.57



**HERITAGE HARBOR CDD  
GENERAL FUND CHECK REGISTER  
FY2018**

DATE	CHECK NO.	PAYEE		Deposit	Payment	Balance
5/31/2018	ACH19650HHP	Tampa Electric	19650 Heritage Harbor Pkwy - 4/7-5/7/18		20.45	107,516.12
5/31/2018	ACH19002CCD	Tampa Electric	19002 Cypress Green Dr - 4/7-5/7/18		30.19	107,485.93
5/31/2018	ACHFBC51018	Tampa Electric	Fishermans Bend Cypress - 4/6-5/5/18		511.86	106,974.07
5/31/2018	ACHHHV51018	Tampa Electric	Heritage Harbor Village 8 - 4/6-5/5/18		163.79	106,810.28
5/31/2018	ACH19050HH	Tampa Electric	19050 Heritage Harbor Pkwy - 4/7-5/6/18		17.05	106,793.23
5/31/2018	ACH4201SSD5	Tampa Electric	4201 Sandy Shores Dr - 4/7-5/6/18		20.84	106,772.39
5/31/2018	ACH19444HHP	Tampa Electric	19444 Heritage Harbor Pkwy - 4/7-5/6/18		20.84	106,751.55
5/31/2018	ACH4221LLF5	Tampa Electric	4221 Lutz Lake Fern Rd - 4/7-5/6/18		23.42	106,728.13
5/31/2018	ACH4221LLFA	Tampa Electric	4221 Lutz Lake Fern Rd A - 4/7-5/6/18		201.56	106,526.57
5/31/2018			Interest	16.34		106,542.91
<b>BANK UNITED BALANCE</b>				<b>5,204.26</b>	<b>66,866.34</b>	<b>106,542.91</b>
<b>CONSOLIDATED TOTAL</b>				<b>5,204.26</b>	<b>66,866.34</b>	<b>140,348.96</b>

**HERITAGE HARBOR CDD  
ENTERPRISE FUND CHECK REGISTER  
FY2018**

DATE	CHECK NO.	PAYEE		Deposit	Payment	Balance
						<b>63,644.10</b>
2/1/2018		Heritage Harbor Golf & Country Club	Sales Deposit	2,560.81		66,204.91
2/2/2018		Heritage Harbor Golf & Country Club	Sales Deposit	3,557.03		69,761.94
2/3/2018		Heritage Harbor Golf & Country Club	Sales Deposit	4,802.43		74,564.37
2/4/2018		Heritage Harbor Golf & Country Club	Sales Deposit	3,011.32		77,575.69
2/5/2018		Heritage Harbor Golf & Country Club	Sales Deposit	2,198.31		79,774.00
2/6/2018		Heritage Harbor Golf & Country Club	Sales Deposit	2,236.44		82,010.44
2/7/2018		Heritage Harbor Golf & Country Club	Sales Deposit	2,524.55		84,534.99
2/8/2018		Heritage Harbor Golf & Country Club	Sales Deposit	2,513.90		87,048.89
2/9/2018		Heritage Harbor Golf & Country Club	Sales Deposit	3,547.40		90,596.29
2/10/2018		Heritage Harbor Golf & Country Club	Sales Deposit	4,794.61		95,390.90
2/11/2018		Heritage Harbor Golf & Country Club	Sales Deposit	5,111.72		100,502.62
2/12/2018		Heritage Harbor Golf & Country Club	Sales Deposit	2,771.65		103,274.27
2/13/2018		Heritage Harbor Golf & Country Club	Sales Deposit	2,095.29		105,369.56
2/14/2018		Heritage Harbor Golf & Country Club	Sales Deposit	2,561.75		107,931.31
2/15/2018		Heritage Harbor Golf & Country Club	Sales Deposit	2,528.64		110,459.95
2/16/2018		Heritage Harbor Golf & Country Club	Sales Deposit	3,130.85		113,590.80
2/17/2018		Heritage Harbor Golf & Country Club	Sales Deposit	5,065.68		118,656.48
2/18/2018		Heritage Harbor Golf & Country Club	Sales Deposit	4,301.03		122,957.51
2/19/2018		Heritage Harbor Golf & Country Club	Sales Deposit	2,106.41		125,063.92
2/20/2018		Heritage Harbor Golf & Country Club	Sales Deposit	3,674.08		128,738.00
2/21/2018		Heritage Harbor Golf & Country Club	Sales Deposit	1,447.15		130,185.15
2/22/2018		Heritage Harbor Golf & Country Club	Sales Deposit	2,109.84		132,294.99
2/23/2018		Heritage Harbor Golf & Country Club	Sales Deposit	3,660.90		135,955.89
2/23/2018		Heritage Harbor Golf & Country Club	Sales Deposit	242.04		136,197.93
2/24/2018		Heritage Harbor Golf & Country Club	Sales Deposit	4,815.52		141,013.45
2/24/2018		Heritage Harbor Golf & Country Club	Sales Deposit	934.88		141,948.33
2/25/2018		Heritage Harbor Golf & Country Club	Sales Deposit	4,160.56		146,108.89
2/26/2018		Heritage Harbor Golf & Country Club	Sales Deposit	2,432.54		148,541.43
2/27/2018		Heritage Harbor Golf & Country Club	Sales Deposit	2,991.78		151,533.21
2/28/2018	501	Dunndead Publications	Advertising		200.00	151,333.21
2/28/2018	502	Liquid Ed, Inc.	Tee Towels, Bearing, and Carb Cleaner, Tires, Springs, & Filters		416.93	150,916.28
2/28/2018	503	VistaServ	Dish Machine & Water Softner Rental		105.92	150,810.36
2/28/2018	504	The Toro Company - NSN	Irrigation Tech		229.00	150,581.36
2/28/2018	505	Sir Speedy	Business Cards for John Panno		56.00	150,525.36
2/28/2018	506	SiteOne Landscape Supply, LLC	Herbicide		1,010.86	149,514.50
2/28/2018	507	Jeffrey Allen Inc.	Golf Cart Parts		107.76	149,406.74
2/28/2018	508	Wesco Turf, Inc.	Irrigation Seal, Parts		95.51	149,311.23
2/28/2018	510	Fast Signs	No Trespassing Signs		242.84	149,068.39
2/28/2018	511	Stinger Tees, Inc.	Golf Tees (250 twenty eight count retail packs)		264.24	148,804.15
2/28/2018	512	Harrell's LLC	Fertilizer (50 lbs)		1,466.30	147,337.85
2/28/2018	513	Suncoast Jani-Pro	5000 Cone Cups, Cleaning Supplies		162.05	147,175.80
2/28/2018	514	Acushnet Company	Golf Gloves		539.75	146,636.05
2/28/2018	515	Christovich and Associates, LLC	Golf Course Consulting (\$500 Retainer Paid)		1,447.91	145,188.14
2/28/2018	516	Town Talk	Heritage Harbor Hats		856.19	144,331.95
2/28/2018	517	Home Depot Credit Services	Late Fee		20.00	144,311.95
2/28/2018		FIS Global	Service Charge		1,750.48	142,561.47
2/28/2018	1012	Heritage Harbor CDD.	Reimbursement for February 2018 Costs		46,127.30	96,434.17
2/28/2018		Heritage Harbor Golf & Country Club	Sales Deposit	3,360.59		99,794.76
2/28/2018		American Express	Discount Fee		194.82	99,599.94
				<b>91,249.70</b>	<b>55,293.86</b>	<b>99,599.94</b>
3/1/2018		Heritage Harbor Golf & Country Club	Sales Deposit	2,587.64		102,187.58
3/2/2018		Heritage Harbor Golf & Country Club	Sales Deposit	3,549.97		105,737.55
3/3/2018		Heritage Harbor Golf & Country Club	Sales Deposit	4,091.14		109,828.69
3/4/2018		Heritage Harbor Golf & Country Club	Sales Deposit	4,185.33		114,014.02
3/5/2018		Heritage Harbor Golf & Country Club	Sales Deposit	2,854.20		116,868.22
3/6/2018		Heritage Harbor Golf & Country Club	Sales Deposit	2,806.86		119,675.08
3/7/2018		Heritage Harbor Golf & Country Club	Sales Deposit	2,315.65		121,990.73
3/7/2018	ACH03072018	Harbor Bank	Checks		156.84	121,833.89
3/7/2018	ACH0307218	FIS Global	Service Charge		2,746.47	119,087.42
3/8/2018	1004	Golf Coast Magazine, Inc.	Full Page - Tampa Fall/Winter 2017 Issue		400.00	118,687.42
3/8/2018	1005	Liquid Ed, Inc.	Oil Filters & Compound		100.80	118,586.62
3/8/2018	1006	ProPump & Controls, Inc.	Irrigation Pump Replacement		3,225.00	115,361.62
3/8/2018	1008	Wesco Turf, Inc.	Irrigation Parts		195.89	115,165.73
3/8/2018	1010	Crumpton Welding Supply & Equipment Inc.	ACETYLENE/OXYGEN Lease 1/2018-1/2019		196.00	114,969.73
3/8/2018	1011	Heritage Harbor CDD	VOID: VOID Check for Payroll ACH	0.00		114,969.73
3/8/2018		Heritage Harbor Golf & Country Club	Sales Deposit	2,278.16		117,247.89
3/8/2018		American Express	Discount Fee		68.89	117,179.00
3/9/2018		Heritage Harbor Golf & Country Club	Sales Deposit	3,460.21		120,639.21
3/10/2018		Heritage Harbor Golf & Country Club	Sales Deposit	4,499.91		125,139.12
3/11/2018		Heritage Harbor Golf & Country Club	Sales Deposit	2,957.54		128,096.66
3/12/2018		Heritage Harbor Golf & Country Club	Sales Deposit	588.31		128,684.97
3/13/2018		Heritage Harbor Golf & Country Club	Sales Deposit	2,741.63		131,426.60
3/14/2018		B.O.C.C	19273 Fishermans Bend Dr - 1/29-2/27/18		69.69	131,356.91
3/14/2018		B.O.C.C	19650 Heritage Harbor Pkwy - 1/29-2/27/18		236.49	131,120.42
3/14/2018		B.O.C.C	19650 Heritage Harbor Pkwy - 1/29-2/27/18		12.81	131,107.61
3/14/2018		B.O.C.C	19024 Heritage Harbor Pkwy - 1/29-2/27/18		69.10	131,038.51
3/14/2018		Heritage Harbor Golf & Country Club	Sales Deposit	3,070.46		134,108.97
3/15/2018		Heritage Harbor Golf & Country Club	Sales Deposit	2,489.27		136,598.24
3/16/2018		Heritage Harbor Golf & Country Club	Sales Deposit	4,228.27		140,826.51
3/17/2018		Heritage Harbor Golf & Country Club	Sales Deposit	4,167.50		144,994.01
3/18/2018		Heritage Harbor Golf & Country Club	Sales Deposit	4,643.52		149,637.53
3/19/2018		Heritage Harbor Golf & Country Club	Sales Deposit	3,580.62		153,218.15
3/20/2018		George M Woods	Payroll 3/1-3/15/18		934.06	152,284.09
3/20/2018		Innovative Employer Solutions	Golf Course Payroll Admin Fee & Supplemental Benefits 3/1-3/15/18		2,626.56	149,657.53
3/20/2018		James M Poertner	Payroll 3/1-3/15/18		2,596.46	147,061.07
3/20/2018		Kenneth Rosa	Payroll 3/1-3/15/18		1,109.38	145,951.69
3/20/2018		Martin E Ford	Payroll 3/1-3/15/18		1,600.00	144,351.69

**HERITAGE HARBOR CDD  
ENTERPRISE FUND CHECK REGISTER  
FY2018**

3/20/2018		Paul M Shortway	Payroll 3/1-3/15/18		1,790.00	142,561.69
3/20/2018		Peter Fernandez	Payroll 3/1-3/15/18		47.18	142,514.51
3/20/2018		Richard W Miszewski	Payroll 3/1-3/15/18		1,072.58	141,441.93
3/20/2018		Robert C Metz	Payroll 3/1-3/15/18		916.88	140,525.05
3/20/2018		Sean T Woodworth	Payroll 2/16-2/28/18		1,316.00	139,209.05
3/20/2018		Anthony Cantelmo	Payroll 3/1-3/15/18		223.47	138,985.58
3/20/2018		Antonio A Castillo	Payroll 3/1-3/15/18		112.03	138,873.55
3/20/2018		Benjamin Delaney	Payroll 3/1-3/15/18		278.55	138,595.00
3/20/2018		Chad J Seilheimer	Payroll 3/1-3/15/18		683.26	137,911.74
3/20/2018		Chandler Reece	Payroll 3/1-3/15/18		112.68	137,799.06
3/20/2018		Victor S Wallington	Payroll 3/1-3/15/18		251.05	137,548.01
3/20/2018		Ross M Hiller	Payroll 3/1-3/15/18		1,066.61	136,481.40
3/20/2018		Christian Adams	Payroll 3/1-3/15/18		234.72	136,246.68
3/20/2018		Danny Henriquez	Payroll 3/1-3/15/18		222.75	136,023.93
3/20/2018		Gordon Price	Payroll 3/1-3/15/18		63.27	135,960.66
3/20/2018		Innovative Employer Solutions	Pro Shop Payroll Admin Fee & Supplemental Benefits 3/1-3/15/18		1,390.61	134,570.05
3/20/2018		Jake Roberts	Payroll 3/1-3/15/18		322.65	134,247.40
3/20/2018		John M Panno	Payroll 3/1-3/15/18		1,912.50	132,334.90
3/20/2018		Joseph Green	Payroll 3/1-3/15/18		174.60	132,160.30
3/20/2018		Joseph M Thomas	Payroll 3/1-3/15/18		338.49	131,821.81
3/20/2018		Heritage Harbor Golf & Country Club	Sales Deposit	2,246.80		134,068.61
3/21/2018		Heritage Harbor Golf & Country Club	Sales Deposit	2,626.98		136,695.59
3/22/2018	1013	Acushnet Company	Golf Balls		1,666.18	135,029.41
3/22/2018	1014	CA-RY Industries, Inc.	Princep & Echo 720 Chemicals		550.20	134,479.21
3/22/2018	1015	Dunndead Publications	Advertising		200.00	134,279.21
3/22/2018	1017	Jeffrey Allen Inc.	Golf Cart Seat		163.93	134,115.28
3/22/2018	1018	Palmdale Oil Company	Reg Unleaded/Diesel		1,554.65	132,560.63
3/22/2018	1019	SiteOne Landscape Supply, LLC	Herbicide		586.00	131,974.63
3/22/2018	1020	The Toro Company - NSN	Irrigation Tech		229.00	131,745.63
3/22/2018	1021	VistaServ	Dish Machine & Water Softner Rental		85.94	131,659.69
3/22/2018	1022	Wesco Turf, Inc.	Drives, Switch, Bedknife, & Screws		458.47	131,201.22
3/22/2018		Heritage Harbor Golf & Country Club	Sales Deposit	2,859.75		134,060.97
3/23/2018		Heritage Harbor Golf & Country Club	Sales Deposit	4,372.26		138,433.23
3/24/2018		Heritage Harbor Golf & Country Club	Sales Deposit	4,472.16		142,905.39
3/25/2018		Heritage Harbor Golf & Country Club	Sales Deposit	5,164.46		148,069.85
3/26/2018		Heritage Harbor Golf & Country Club	Sales Deposit	2,499.13		150,568.98
3/27/2018		Heritage Harbor Golf & Country Club	Sales Deposit	1,146.97		151,715.95
3/28/2018	1023	Heritage Harbor Golf and Country Club	HOA Bill - January		4,526.92	147,189.03
3/28/2018		Heritage Harbor Golf & Country Club	Sales Deposit	3,346.19		150,535.22
3/29/2018	1024	FireMaster	Annual Fire Extinguisher Maintenance		126.00	150,409.22
3/29/2018	1025	FSGA	Handicap Fees - Pro Shop		481.00	149,928.22
3/29/2018	1026	Waste Management Inc. of Florida	Refuse Removal - March		480.47	149,447.75
3/29/2018		Heritage Harbor Golf & Country Club	Sales Deposit	2,763.49		152,211.24
3/30/2018		Heritage Harbor Golf & Country Club	Sales Deposit	3,634.41		155,845.65
3/31/2018		Heritage Harbor Golf & Country Club	Sales Deposit	4,811.66		160,657.31
3/31/2018	1027	Heritage Harbor CDD.	Reimbursement for March 2018 Costs		36,320.66	124,336.65
3/31/2018		Harbor Bank	Service Charge		3.00	124,333.65
				<b>101,040.45</b>	<b>76,306.74</b>	<b>124,333.65</b>
4/1/2018		Heritage Harbor Golf & Country Club	Deposit	2,808.56		127,142.21
4/2/2018	ACH19526HHP	Tampa Electric	19526 Heritage Harbor Pkwy - 2/4-3/3/18		604.84	126,537.37
4/2/2018		Tampa Electric	19502 Heritage Harbor Pkwy - 2/7-3/7/18		684.80	125,852.57
4/2/2018		Tampa Electric	19650 Heritage Harbor Pkwy - 2/7-3/6/18		210.11	125,642.46
4/2/2018		Heritage Harbor Golf & Country Club	Sales Deposit	1,840.24		127,482.70
4/3/2018		Heritage Harbor Golf & Country Club	Sales Deposit	3,714.91		131,197.61
4/4/2018		Heritage Harbor Golf & Country Club	Sales Deposit	2,285.89		133,483.50
4/5/2018	ACHNV040518	Innovative Employer Solutions	Golf Course Payroll Admin Fee & Supplemental Benefits 3/15-3/31/18		2,625.18	130,858.32
4/5/2018	ACHPF040518	Peter Fernandez	Payroll 3/15-3/31/18		138.98	130,719.34
4/5/2018	ACHMF040518	Martin E Ford	Payroll 3/15-3/31/18		1,600.00	129,119.34
4/5/2018	ACHRM405018	Robert C Metz	Payroll 3/15-3/31/18		947.81	128,171.53
4/5/2018	ACHRW040518	Richard W Miszewski	Payroll 3/15-3/31/18		1,058.39	127,113.14
4/5/2018	ACHJP040518	James M Poertner	Payroll 3/15-3/31/18		2,596.46	124,516.68
4/5/2018	ACHKR040518	Kenneth Rosa	Payroll 3/15-3/31/18		1,168.75	123,347.93
4/5/2018	ACHPS040518	Paul M Shortway	Payroll 3/15-3/31/18		1,685.00	121,662.93
4/5/2018	ACHGW040518	George M Woods	Payroll 3/15-3/31/18		1,015.22	120,647.71
4/5/2018	ACHSW040518	Sean T Woodworth	Payroll 3/15-3/31/18		1,368.50	119,279.21
4/5/2018	ACHPS405018	Innovative Employer Solutions	Pro Shop Payroll Admin Fee & Supplemental Benefits 3/15-3/31/18		1,470.24	117,808.97
4/5/2018	ACHCA040518	Christian Adams	Payroll 3/15-3/31/18		277.74	117,531.23
4/5/2018	ACHCB040518	Chris Baus	Payroll 3/15-3/31/18		124.02	117,407.21
4/5/2018	ACHAC040518	Anthony Cantelmo	Payroll 3/15-3/31/18		240.12	117,167.09
4/5/2018	ACHAAC4518	Antonio A Castillo	Payroll 3/15-3/31/18		252.79	116,914.30
4/5/2018	ACHBD040518	Benjamin Delaney	Payroll 3/15-3/31/18		360.81	116,553.49
4/5/2018	ACHJG040518	Joseph Green	Payroll 3/15-3/31/18		170.55	116,382.94
4/5/2018	ACHRH040518	Ross M Hiller	Payroll 3/15-3/31/18		934.43	115,448.51
4/5/2018	ACHJMP4518	John M Panno	Payroll 3/15-3/31/18		1,912.50	113,536.01
4/5/2018	ACHGP040518	Gordon Price	Payroll 3/15-3/31/18		478.26	113,057.75
4/5/2018	ACHCR040518	Chandler Reece	Payroll 3/15-3/31/18		137.43	112,920.32
4/5/2018	ACHJR040518	Jake Roberts	Payroll 3/15-3/31/18		411.30	112,509.02
4/5/2018	ACHCS040518	Chad J Seilheimer	Payroll 3/15-3/31/18		662.42	111,846.60
4/5/2018	ACHJT040518	Joseph M Thomas	Payroll 3/15-3/31/18		341.01	111,505.59
4/5/2018	ACHVW040518	Victor S Wallington	Payroll 3/15-3/31/18		195.28	111,310.31
4/5/2018		Heritage Harbor Golf & Country Club	Sales Deposit	2,242.23		113,552.54
4/6/2018		Heritage Harbor Golf & Country Club	Sales Deposit	3,510.96		117,063.50
4/7/2018		Heritage Harbor Golf & Country Club	Sales Deposit	4,775.20		121,838.70
4/8/2018		Heritage Harbor Golf & Country Club	Sales Deposit	3,918.42		125,757.12
4/9/2018		Heritage Harbor Golf & Country Club	Sales Deposit	2,448.17		128,205.29
4/10/2018		Heritage Harbor Golf & Country Club	Sales Deposit	655.17		128,860.46
4/10/2018	ACH04102018	FIS Global	Service Charge		2,957.05	125,903.41
4/11/2018		Heritage Harbor Golf & Country Club	Sales Deposit	2,897.99		128,801.40
4/12/2018	ACH4122018	State of FL Department of Revenue	Sales Tax- March 2018		8,950.34	119,851.06
4/12/2018		Heritage Harbor Golf & Country Club	Sales Deposit	2,939.01		122,790.07

**HERITAGE HARBOR CDD  
ENTERPRISE FUND CHECK REGISTER  
FY2018**

4/13/2018	ACH4132018	B.O.C.C	19273 Fishermans Bend Dr - 2/28-3/28/18		121.94	122,668.13
4/13/2018	ACH4132018	B.O.C.C	19024 Heritage Harbor Pkwy - 2/28-3/28/18		92.53	122,575.60
4/13/2018	1028	VGM Financial Services	Cart Lease - Jan-Mar		17,640.00	104,935.60
4/13/2018	1029	TCF Equipment Finance	Turf Equipment Lease - Feb-Mar		9,670.32	95,265.28
4/13/2018	1030	Momar, Inc.	Blue Dye for Fountain		233.28	95,032.00
4/13/2018	1031	Home Depot Credit Services	Supplies		184.34	94,847.66
4/13/2018	1032	Acushnet Company	Golf Balls		244.70	94,602.96
4/13/2018	1033	Jeffrey Allen Inc.	Golf Cart Parts		404.12	94,198.84
4/13/2018	1034	Golf Coast Magazine, Inc.	Full Page - Tampa Spring 2018 Issue		400.00	93,798.84
4/13/2018	1035	The Flyer, Inc.	Advertisement & Web Advertisement		225.00	93,573.84
4/13/2018	1036	Suncoast Jani-Pro	Cleaning Supplies		134.35	93,439.49
4/13/2018	1037	Go For Supply, Inc.	Plastic Hazard Markers		226.00	93,213.49
4/13/2018	1038	SiteOne Landscape Supply, LLC	Insecticide & Wetting Agent		536.29	92,677.20
4/13/2018	1039	Liquid Ed, Inc.	Golf Cart R&M, Golf Cart Parts		500.99	92,176.21
4/13/2018	1040	The Cart Guys	Golf Cart Parts		35.50	92,140.71
4/13/2018	1041	ProPump & Controls, Inc.	Irrigation Service Call		600.00	91,540.71
4/13/2018	1042	Wesco Turf, Inc.	Lawnmower Part		90.06	91,450.65
4/13/2018	1043	EEL Security, Inc	Alarm Monitoring Maintenance Building 4/1-6/30/18		179.55	91,271.10
4/13/2018	1044	Harrell's LLC	Fertilizer		2,012.60	89,258.50
4/13/2018		Heritage Harbor Golf & Country Club	Sales Deposit	2,924.15		92,182.65
4/14/2018		Heritage Harbor Golf & Country Club	Sales Deposit	5,734.93		97,917.58
4/15/2018		Heritage Harbor Golf & Country Club	Sales Deposit	3,250.56		101,168.14
4/16/2018		Heritage Harbor Golf & Country Club	Sales Deposit	1,417.97		102,586.11
4/17/2018		Heritage Harbor Golf & Country Club	Sales Deposit	2,086.78		104,672.89
4/17/2018	ACH04172018	B.O.C.C	19650 Heritage Harbor Pkwy - 2/27-3/28/18		12.81	104,660.08
4/17/2018	ACH4172018	B.O.C.C	19650 Heritage Harbor Pkwy - 2/27-3/28/18		223.57	104,436.51
4/18/2018		Heritage Harbor Golf & Country Club	Sales Deposit	1,681.59		106,118.10
4/19/2018	1045	Bright House Networks	Cable - 2/18-5/17		355.41	105,762.69
4/19/2018		Heritage Harbor Golf & Country Club	Sales Deposit	2,473.91		108,236.60
4/20/2018	ACHGC042018	Innovative Employer Solutions	Golf Course Payroll Admin Fee & Supplemental Benefits 4/1-4/15/18		2,540.10	105,696.50
4/20/2018	ACHPF042018	Peter Fernandez	Payroll 4/1-4/15/18		102.26	105,594.24
4/20/2018	ACHMF042018	Martin E Ford	Payroll 4/1-4/15/18		1,600.00	103,994.24
4/20/2018	ACHRM042018	Robert C Metz	Payroll 4/1-4/15/18		807.19	103,187.05
4/20/2018	ACHRW042018	Richard W Miszewski	Payroll 4/1-4/15/18		973.26	102,213.79
4/20/2018	ACHJP042018	James M Poertner	Payroll 4/1-4/15/18		2,596.46	99,617.33
4/20/2018	ACHKR042018	Kenneth Rosa	Payroll 4/1-4/15/18		1,087.50	98,529.83
4/20/2018	ACHPS042018	Paul M Shortway	Payroll 4/1-4/15/18		1,680.00	96,849.83
4/20/2018	ACHGW042018	George M Woods	Payroll 4/1-4/15/18		906.51	95,943.32
4/20/2018	ACHSW042018	Sean T Woodworth	Payroll 4/1-4/15/18		1,270.50	94,672.82
4/20/2018	ACHPS42018	Innovative Employer Solutions	Pro Shop Payroll Admin Fee & Supplemental Benefits 4/1-4/15/18		1,405.17	93,267.65
4/20/2018	ACHCA042018	Christian Adams	Payroll 4/1-4/15/18		243.81	93,023.84
4/20/2018	ACHCB042018	Chris Baus	Payroll 4/1-4/15/18		65.07	92,958.77
4/20/2018	ACHAC042018	Antonio A Castillo	Payroll 4/1-4/15/18		242.59	92,716.18
4/20/2018	ACHBD042018	Benjamin Delaney	Payroll 4/1-4/15/18		267.93	92,448.25
4/20/2018	ACHJG042018	Joseph Green	Payroll 4/1-4/15/18		42.48	92,405.77
4/20/2018	ACHRH042018	Ross M Hiller	Payroll 4/1-4/15/18		1,056.49	91,349.28
4/20/2018	ACHJP042018	John M Panno	Payroll 4/1-4/15/18		1,912.50	89,436.78
4/20/2018	ACHGP042018	Gordon Price	Payroll 4/1-4/15/18		494.91	88,941.87
4/20/2018	ACHCR042018	Chandler Reece	Payroll 4/1-4/15/18		69.57	88,872.30
4/20/2018	ACHJR042018	Jake Roberts	Payroll 4/1-4/15/18		497.52	88,374.78
4/20/2018	ACHCS042018	Chad J Seilheimer	Payroll 4/1-4/15/18		700.65	87,674.13
4/20/2018	ACHJT042018	Joseph M Thomas	Payroll 4/1-4/15/18		345.69	87,328.44
4/20/2018	ACHVW042018	Victor S Wallington	Payroll 4/1-4/15/18		188.27	87,140.17
4/20/2018		Heritage Harbor Golf & Country Club	Sales Deposit	3,217.37		90,357.54
4/21/2018		Heritage Harbor Golf & Country Club	Sales Deposit	4,906.17		95,263.71
4/22/2018		Heritage Harbor Golf & Country Club	Sales Deposit	3,252.71		98,516.42
4/23/2018		Heritage Harbor Golf & Country Club	Sales Deposit	818.57		99,334.99
4/24/2018		Heritage Harbor Golf & Country Club	Sales Deposit	1,614.28		100,949.27
4/25/2018		Heritage Harbor Golf & Country Club	Sales Deposit	2,408.76		103,358.03
4/26/2018		Heritage Harbor Golf & Country Club	Sales Deposit	2,204.43		105,562.46
4/27/2018	1046	Acushnet Company	Golf Balls & Gloves		935.76	104,626.70
4/27/2018	1047	Amazon.com	Sand Paper, Slop Sink, & AC Unit		303.05	104,323.65
4/27/2018	1048	S&W Refrigeration, LLC	Ice Machines Lease - March-May		375.00	103,948.65
4/27/2018	1049	Waste Management Inc. of Florida	Refuse Removal - April		480.47	103,468.18
4/27/2018		Heritage Harbor Golf & Country Club	Sales Deposit	1,550.56		105,018.74
4/27/2018		Heritage Harbor Golf & Country Club	Sales Deposit	230.28		105,249.02
4/28/2018		Heritage Harbor Golf & Country Club	Sales Deposit	4,156.14		109,405.16
4/28/2018		Heritage Harbor Golf & Country Club	Sales Deposit	669.40		110,074.56
4/29/2018		Heritage Harbor Golf & Country Club	Sales Deposit	4,831.70		114,906.26
4/30/2018		Heritage Harbor Golf & Country Club	Sales Deposit	2,006.55		116,912.81
4/30/2018		Harbor Bank	Service Charge		109.85	116,802.96
				<b>85,473.56</b>	<b>93,004.25</b>	<b>116,802.96</b>
5/1/2018		Heritage Harbor Golf & Country Club	Sales Deposit	2,008.14		118,811.10
5/1/2018		American Express	Service Charge		220.38	118,590.72
5/2/2018	ACH19526HHP	Tampa Electric	19526 Heritage Harbor Pkwy - 3/4-4/3/18		783.72	117,807.00
5/2/2018	ACH19650HHP	Tampa Electric	19650 Heritage Harbor Pkwy - 3/7-4/5/18		210.69	117,596.31
5/2/2018	ACH19502	Tampa Electric	19502 Heritage Harbor Pkwy - 3/7-4/5/18		691.21	116,905.10
5/2/2018		Heritage Harbor Golf & Country Club	Sales Deposit	2,050.64		118,955.74
5/3/2018	1050	Acushnet Company	Golf Balls		1,270.00	117,685.74
5/3/2018	1051	Al's Lawn Care Products	Performance Oil, Drive Shaft, & Hand Blower		309.13	117,376.61
5/3/2018	1052	CA-RY Industries, Inc.	Fungicide		650.00	116,726.61
5/3/2018	1053	Dunndead Publications	Advertising		200.00	116,526.61
5/3/2018	1054	Frontier Communications	Phone & Internet - 4/16-5/15/18		196.79	116,329.82
5/3/2018	1055	Go For Supply, Inc.	Divot Mate (Golf Supply)		94.53	116,235.29
5/3/2018	1056	Harrell's LLC	Fertilizer (50 lbs)		1,466.30	114,768.99
5/3/2018	1057	Jeffrey Allen Inc.	Golf Cart Parts		436.70	114,332.29
5/3/2018	1058	Liquid Ed, Inc.	Valve, Tube, Filters, & Compound		136.37	114,195.92
5/3/2018	1059	Palmdale Oil Company	Reg Unleaded/Diesel		1,140.04	113,055.88
5/3/2018	1060	R & R Products, Inc	Clear Field Water Hose		139.63	112,916.25
5/3/2018	1061	SiteOne Landscape Supply, LLC	Herbicide, Insecticide, & Fertilizer		1,073.39	111,842.86



**HERITAGE HARBOR CDD  
ENTERPRISE FUND CHECK REGISTER  
FY2018**

5/3/2018	1062	Tampa Bay Battery	Battery Replacement		64.95	111,777.91
5/3/2018	1063	The Toro Company - NSN	Irrigation Tech		229.00	111,548.91
5/3/2018	1064	VistaServ	Dish Machine & Water Softner Rental		85.94	111,462.97
5/3/2018	1065	Waste Management Inc. of Florida	Refuse Removal - May		480.47	110,982.50
5/3/2018	1066	Wesco Turf, Inc.	Rakes (5)		85.02	110,897.48
5/3/2018		Heritage Harbor Golf & Country Club	Sales Deposit	1,975.16		112,872.64
5/3/2018		Heritage Harbor Golf & Country Club	Sales Deposit	15.24		112,887.88
5/4/2018	1067	TCF Equipment Finance	Turf Equipment Lease - April		2,100.00	110,787.88
5/4/2018	ACHGM050418	Innovative Employer Solutions	Golf Course Payroll Admin Fee & Supplemental Benefits 4/15-4/30/18		2,639.22	108,148.66
5/4/2018	ACH45392	Peter Fernandez	Payroll 4/15-4/30/18		118.75	108,029.91
5/4/2018	ACH561106	Martin E Ford	Payroll 4/15-4/30/18		1,600.00	106,429.91
5/4/2018	ACH561107	Robert C Metz	Payroll 4/15-4/30/18		900.00	105,529.91
5/4/2018	ACH561108	Richard W Miszewski	Payroll 4/15-4/30/18		993.13	104,536.78
5/4/2018	ACH561109	James M Poertner	Payroll 4/15-4/30/18		2,596.46	101,940.32
5/4/2018	ACH561110	Kenneth Rosa	Payroll 4/15-4/30/18		1,187.50	100,752.82
5/4/2018	ACH561111	Paul M Shortway	Payroll 4/15-4/30/18		1,940.00	98,812.82
5/4/2018	ACH561112	George M Woods	Payroll 4/15-4/30/18		1,160.69	97,652.13
5/4/2018	ACH561113	Sean T Woodworth	Payroll 4/15-4/30/18		1,449.00	96,203.13
5/4/2018	ACHPS050418	Innovative Employer Solutions	Pro Shop Payroll Admin Fee & Supplemental Benefits 4/15-4/30/18		1,375.94	94,827.19
5/4/2018	ACH561101	Christian Adams	Payroll 4/15-4/30/18		222.48	94,604.71
5/4/2018	ACH561102	Chris Baus	Payroll 4/15-4/30/18		309.33	94,295.38
5/4/2018	ACH45390	Antonio A Castillo	Payroll 4/15-4/30/18		243.19	94,052.19
5/4/2018	ACH45391	Benjamin Delaney	Payroll 4/15-4/30/18		260.37	93,791.82
5/4/2018	ACH45393	Ross M Hiller	Payroll 4/15-4/30/18		1,047.32	92,744.50
5/4/2018	ACH45394	John M Panno	Payroll 4/15-4/30/18		1,912.50	90,832.00
5/4/2018	ACH45395	Gordon Price	Payroll 4/15-4/30/18		314.10	90,517.90
5/4/2018	ACH45396	Chandler Reece	Payroll 4/15-4/30/18		71.37	90,446.53
5/4/2018	ACH45397	Jake Roberts	Payroll 4/15-4/30/18		362.43	90,084.10
5/4/2018	ACH561103	Chad J Seilheimer	Payroll 4/15-4/30/18		690.75	89,393.35
5/4/2018	ACH561104	Joseph M Thomas	Payroll 4/15-4/30/18		300.96	89,092.39
5/4/2018	ACH561105	Victor S Wallington	Payroll 4/15-4/30/18		166.82	88,925.57
5/4/2018		Heritage Harbor Golf & Country Club	Sales Deposit	1,624.97		90,550.54
5/5/2018		Heritage Harbor Golf & Country Club	Sales Deposit	3,807.96		94,358.50
5/6/2018		Heritage Harbor Golf & Country Club	Sales Deposit	3,045.59		97,404.09
5/7/2018		Heritage Harbor Golf & Country Club	Sales Deposit	2,058.70		99,462.79
5/8/2018		Heritage Harbor Golf & Country Club	Sales Deposit	1,843.03		101,305.82
5/9/2018	1068	Acushnet Company	Socks		196.66	101,109.16
5/9/2018	1069	Golf Agronomics Supply & Handling	Sand for Golf Course		676.09	100,433.07
5/9/2018	1071	Jeffrey Allen Inc.	Golf Cart Seat		155.93	100,277.14
5/9/2018	1072	Suncoast Jani-Pro	Cleaning Supplies		98.38	100,178.76
5/9/2018	1073	Tampa Bay Times	Golf Advertisements (4/22, 5/6, 5/20)		1,440.00	98,738.76
5/9/2018	1074	Town Talk	Heritage Harbor Hats		526.71	98,212.05
5/9/2018		Heritage Harbor Golf & Country Club	Sales Deposit	1,248.71		99,460.76
5/10/2018		Heritage Harbor Golf & Country Club	Sales Deposit	1,706.71		101,167.47
5/10/2018	ACH05102018	FIS Global	Service Charge		1,985.56	99,181.91
5/11/2018		Heritage Harbor Golf & Country Club	Sales Deposit	1,449.89		100,631.80
5/12/2018		Heritage Harbor Golf & Country Club	Sales Deposit	3,194.37		103,826.17
5/13/2018		Heritage Harbor Golf & Country Club	Sales Deposit	977.17		104,803.34
5/14/2018		Heritage Harbor Golf & Country Club	Sales Deposit	117.93		104,921.27
5/15/2018		Heritage Harbor Golf & Country Club	Sales Deposit	1,188.06		106,109.33
5/16/2018	1075	Dunndead Publications	Advertising		200.00	105,909.33
5/16/2018	1076	Golf Coast Magazine, Inc.	Full Page - Tampa Spring 2018 Issue		400.00	105,509.33
5/16/2018	1077	Hospitality Data Systems, Inc	Point of Sales Service Agreement - 6/1/18-11/20/18		965.00	104,544.33
5/16/2018	1078	Liquid Ed, Inc.	Oil Filters, Air Filters, Plugs, Blades & Compound		226.41	104,317.92
5/16/2018	1079	Momar, Inc.	Blue Dye for Fountain		224.61	104,093.31
5/16/2018	1080	The Toro Company - NSN	Irrigation Tech		229.00	103,864.31
5/16/2018	1081	VGM Financial Services	Cart Lease - April		5,880.00	97,984.31
5/16/2018	1082	VistaServ	Dish Machine & Water Softner Rental		85.94	97,898.37
5/16/2018	1083	Wesco Turf, Inc.	Irrigation Seal Kit & Irrigation Parts		180.25	97,718.12
5/16/2018		Heritage Harbor Golf & Country Club	Sales Deposit	1,099.81		98,817.93
5/17/2018	ACHST051718	State of FL Department of Revenue	Sales Tax- April 2018		8,287.66	90,530.27
5/17/2018		Heritage Harbor Golf & Country Club	Deposit	1,307.80		91,838.07
5/18/2018	ACHGC051818	Innovative Employer Solutions	Golf Course Payroll Admin Fee & Supplemental Benefits 5/1-5/15/18		2,578.27	89,259.80
5/18/2018	ACHPS051818	Innovative Employer Solutions	Pro Shop Payroll Admin Fee & Supplemental Benefits 5/1-5/15/18		1,372.18	87,887.62
5/18/2018	ACH46061	Peter Fernandez	Payroll 5/1-5/15/18		59.50	87,828.12
5/18/2018	ACH564372	Martin E Ford	Payroll 5/1-5/15/18		1,600.00	86,228.12
5/18/2018	ACH564373	Robert C Metz	Payroll 5/1-5/15/18		956.25	85,271.87
5/18/2018	ACH564374	Richard W Miszewski	Payroll 5/1-5/15/18		834.23	84,437.64
5/18/2018	ACH564375	James M Poertner	Payroll 5/1-5/15/18		2,596.46	81,841.18
5/18/2018	ACH564376	Kenneth Rosa	Payroll 5/1-5/15/18		1,162.50	80,678.68
5/18/2018	ACH564377	Paul M Shortway	Payroll 5/1-5/15/18		1,730.00	78,948.68
5/18/2018	ACH564378	George M Woods	Payroll 5/1-5/15/18		1,038.19	77,910.49
5/18/2018	ACH564379	Sean T Woodworth	Payroll 5/1-5/15/18		1,414.00	76,496.49
5/18/2018	ACH564367	Christian Adams	Payroll 5/1-5/15/18		276.93	76,219.56
5/18/2018	ACH564368	Chris Baus	Payroll 5/1-5/15/18		52.38	76,167.18
5/18/2018	ACH46059	Antonio A Castillo	Payroll 5/1-5/15/18		235.62	75,931.56
5/18/2018	ACH46060	Benjamin Delaney	Payroll 5/1-5/15/18		257.67	75,673.89
5/18/2018	ACH46063	Ross M Hiller	Payroll 5/1-5/15/18		932.74	74,741.15
5/18/2018	ACH46064	John M Panno	Payroll 5/1-5/15/18		1,912.50	72,828.65
5/18/2018	ACH46065	Gordon Price	Payroll 5/1-5/15/18		499.59	72,329.06
5/18/2018	ACH46066	Jake Roberts	Payroll 5/1-5/15/18		455.40	71,873.66
5/18/2018	ACH564369	Chad J Seilheimer	Payroll 5/1-5/15/18		802.35	71,071.31
5/18/2018	ACH564370	Joseph M Thomas	Payroll 5/1-5/15/18		292.14	70,779.17
5/18/2018	ACH564371	Victor S Wallington	Payroll 5/1-5/15/18		163.35	70,615.82
5/18/2018	ACH46062	Joseph Green	Payroll 5/1-5/15/18		42.57	70,573.25
5/18/2018		Heritage Harbor Golf & Country Club	Sales Deposit	1,031.52		71,604.77
5/19/2018		Heritage Harbor Golf & Country Club	Sales Deposit	3,683.62		75,288.39
5/20/2018		Heritage Harbor Golf & Country Club	Sales Deposit	863.88		76,152.27
5/21/2018	1084	Al's Lawn Care Products	Cutting Heads		72.32	76,079.95
5/21/2018	1085	Palmdale Oil Company	Reg Unleaded/Diesel		1,301.23	74,778.72

**HERITAGE HARBOR CDD**  
**ENTERPRISE FUND CHECK REGISTER**  
**FY2018**

5/21/2018	1086	Precise Printing	Starter Books (Scheduling Books)		366.87	74,411.85
5/21/2018	1087	SiteOne Landscape Supply, LLC	Herbicide		1,633.52	72,778.33
5/21/2018	1088	Wesco Turf, Inc.	Irrigation Parts		580.32	72,198.01
5/21/2018		Heritage Harbor Golf & Country Club	Sales Deposit	867.47		73,065.48
5/22/2018		Heritage Harbor Golf & Country Club	Sales Deposit	1,038.00		74,103.48
5/23/2018	ACH52318FBD	B.O.C.C	19273 Fishermans Bend Dr - 3/29-4/26/18		54.77	74,048.71
5/23/2018	ACH2318HHP	B.O.C.C	19024 Heritage Harbor Pkwy - 3/28-4/26/18		100.61	73,948.10
5/23/2018	ACH52318HH	B.O.C.C	19650 Heritage Harbor Pkwy - 3/28-4/26/18		296.24	73,651.86
5/23/2018	ACH52318HHP	B.O.C.C	19650 Heritage Harbor Pkwy - 3/28-4/26/18		12.81	73,639.05
5/23/2018	1090	Frontier Communications	Phone & Internet - 5/16-6/15/18		196.79	73,442.26
5/23/2018	1091	S&W Refrigeration, LLC	Ice Machines Lease - June		125.00	73,317.26
5/23/2018		Heritage Harbor Golf & Country Club	Sales Deposit	1,250.93		74,568.19
5/24/2018		Heritage Harbor Golf & Country Club	Sales Deposit	1,903.49		76,471.68
5/25/2018		Heritage Harbor Golf & Country Club	Sales Deposit	2,600.76		79,072.44
5/26/2018		Heritage Harbor Golf & Country Club	Sales Deposit	1,769.17		80,841.61
5/27/2018		Heritage Harbor Golf & Country Club	Sales Deposit	352.08		81,193.69
5/28/2018		Heritage Harbor Golf & Country Club	Sales Deposit	2,604.88		83,798.57
5/29/2018		Heritage Harbor Golf & Country Club	Sales Deposit	1,009.75		84,808.32
5/30/2018		Heritage Harbor Golf & Country Club	Sales Deposit	12.01		84,820.33
5/31/2018	ACH19502HHP	Tampa Electric	19502 Heritage Harbor Pkwy - 4/7-5/7/18		648.87	84,171.46
5/31/2018	ACH19650HHP	Tampa Electric	19650 Heritage Harbor Pkwy - 4/7-5/7/18		241.94	83,929.52
5/31/2018	ACH19526HHP	Tampa Electric	19526 Heritage Harbor Pkwy - 4/4-5/3/18		834.84	83,094.68
5/31/2018		Heritage Harbor Golf & Country Club	Sales Deposit	1,655.82		84,750.50
5/31/2018		American Express	Service Charge		151.21	84,599.29
				51,363.26	83,566.93	84,599.29

# EXHIBIT 7

**HERITAGE HARBOR COMMUNITY DEVELOPMENT DISTRICT**

\$1,535,400 Tax-Exempt Bank Qualified Loan

RFP Loan Results

	<b>Hancock Whitney</b>	<b>Valley National</b>
Loan Amount	\$ 1,535,400	\$ 1,535,400
Repayment	Annual Principal; semi-annual interest	Annual Principal; semi-annual interest
Interest Rate	3.85% held for 60 days	4.225% (at verbal acceptance adjusted to current day 5-year T-Bill plus 2.55%)
Maturity	5/1/2023	5/1/2023
Commitment Fee	75 bps of final loan amount (\$11,515.50)	Bank fee \$12,000
Attorney Fee	\$7,500	\$7,500
Collateral	Special Assessments on 670 units	Special Assessments on 670 units
Deposit Relationship	Borrower to maintain its primary operating account with HWB for term of loan	Borrower to establish and continue deposit relationship with VNB during term of loan
Prepayment Penalty	None	None
Additional Covenants and General Conditions	HWB receipt and satisfactory review of legal doc provided by bond counsel; HWB receipt and satisfactory review of Supplemental Drafts to the Master Indenture for the refunding; HWB receipt and satisfactory review of Series 2018 Bonds Report	Subject to satisfactory review of all pertinent financial information of the Borrower and all other pertinent materials needed by VNB to complete the underwriting; VNB may require add'l covenants and requirements of the credit underwriting and risk assessment
Financial Reporting	Copy of annual audit within 270 days of FYE; copy of statement for the Debt Reserve Account quarterly within 45 days of quarter-end; copy of internally prepared annual financial statement within 90 days of FYE	Borrower will provide to VNB audited financials on an annual basis
Costs	Standard and reasonable costs are responsibility of borrower	Reasonably incurred with the processing and/or consummation of a commitment and a loan of this nature; the Borrower agrees to pay all the normal disbursements costs/fees of VNB and the Borrower incurred in closing this proposal loan



**HERITAGE HARBOR COMMUNITY DEVELOPMENT DISTRICT**

\$1,535,400 Tax-Exempt Bank Qualified Loan

RFP Loan Results

	Hancock Whitney	Valley National
Tax Exempt Status	If loan is deemed to no longer be tax-exempt, the Borrower shall pay to HWB an amount to preserve the after-tax yield (not to exceed 4.639%)	<i>Term sheet silent; expect similar requirements in final documentation</i>
Indemnification	Borrower agrees to pay and indemnify HWB with respect to any present or future stamp or documentary taxes, or any other excise or property taxes, charges or similar levies which arise from any made under this Loan or from the execution, delivery or registration of, or otherwise with respect to, this Loan or any agreement or instrument required by, or executed or delivered in connection with, this Loan	<i>Term sheet silent; expect similar requirements in final documentation</i>
Conditions	The terms and conditions outlined herein are not all-inclusive; the issuance of a commitment to make the Loan is subject to full underwriting, due diligence, documentation and approval	Other terms and conditions shall be determined during the underwriting of this request

# EXHIBIT 8

STATEMENT 1  
HERITAGE HARBOR CDD  
FY 2019 PROPOSED BUDGET  
GENERAL FUND (O&M)

	FY 2014	FY 2015	FY 2016	FY 2017	FY 2018	FY 2018	FY 2019	
	ACTUAL	ACTUAL	ACTUAL	ACTUAL	ADOPTED	YTD - MAY	OPTION 2 FY 2017	BETWEEN FY 2018
							ASSESS	& FY 2019
<b>REVENUE</b>								
SPECIAL ASSESSMENTS - ON-ROLL (Reported Net in FY 2019)	\$ 738,387	\$ 738,387	\$ 738,387	\$ 738,387	\$ 997,112	\$ 975,590	\$ 746,829	\$ (250,283)
SPECIAL ASSESSMENTS - OFF ROLL (DRH)					-	-	-	-
LESS: ASSESSMENT DISCOUNT (4%)	(25,952)	(26,586)	(26,364)	(26,561)	(39,884)	(38,296)	-	39,884
INTEREST - INVESTMENTS	2,261	3,754	2,680	2,499	2,700	1,854	2,700	-
MISCELLANEOUS	-	21	-	-	-	335	-	-
<b>TOTAL REVENUE:</b>	<b>714,696</b>	<b>715,576</b>	<b>714,703</b>	<b>714,325</b>	<b>959,928</b>	<b>939,483</b>	<b>749,529</b>	<b>(210,399)</b>
<b>EXPENDITURES</b>								
<b>ADMINISTRATIVE:</b>								
SUPERVISORS' COMPENSATION	12,200	10,600	11,800	13,000	12,000	7,600	12,000	-
PAYROLL TAXES	933	811	903	995	918	556	1,609	691
ENGINEERING SERVICES	2,392	8,262	9,058	2,403	9,000	889	9,000	-
LEGAL SERVICES	4,448	4,094	4,140	27,760	6,000	19,634	12,000	6,000
DISTRICT MANAGEMENT	55,000	55,000	55,000	56,100	56,100	48,220	65,348	9,248
PROPERTY APPRAISER (ASSESSMENTS ARE REPORTED NET IN FY 2019)	13,790	13,914	7,120	-	-	-	-	-
ACCOUNTING SERVICES	0	150	600	600	600	3,200	-	(600)
AUDITING SERVICES	8,275	6,000	6,000	8,275	8,275	-	8,500	225
POSTAGE & FREIGHT	1,344	739	830	1,636	900	1,376	1,500	600
INSURANCE (Liability, Property and Casualty)	11,244	10,493	10,999	11,299	12,429	12,001	14,000	1,571
PRINTING & BINDING	2,198	2,047	706	1,169	2,400	695	2,200	(200)
LEGAL ADVERTISING	755	671	784	2,891	1,200	960	1,200	-
MISC. (BANK FEES, BROCHURES & MISC)	799	1,411	545	3,712	960	5,515	1,500	540
MISC-ASSESSMENT COLLECTION COST	10,726	11,030	2,863	14,237	19,942	18,742	-	(19,942)
WEBSITE HOSTING & MANAGEMENT	-	1,000	1,000	1,000	1,000	591	985	(15)
OFFICE SUPPLIES	518	203	74	358	600	112	500	(100)
ANNUAL DISTRICT FILING FEE	175	175	175	175	175	175	175	-
ALLOCATION OF HOA SHARED EXPENDITURES	-	-	-	-	-	-	21,723	21,723
<b>ADMINISTRATIVE TOTAL:</b>	<b>124,797</b>	<b>126,600</b>	<b>112,597</b>	<b>145,610</b>	<b>132,499</b>	<b>120,266</b>	<b>152,240</b>	<b>19,741</b>
<b>FIELD</b>								
PAYROLL	16,422	5,519	42,735	45,492	45,600	31,295	44,924	(676)
FICA, TAXES & PAYROLL FEES	2,408	790	6,118	6,965	7,200	4,393	5,840	(1,360)
LIFE AND HEALTH INSURANCE	10,849	3,955	4,495	3,588	4,800	4,093	4,220	(580)
FIELD MANAGEMENT	-	10,000	15,000	15,000	15,000	5,000	-	(15,000)
CONTRACT- GUARD SERVICES	134,067	125,019	137,921	144,571	147,660	78,238	82,000	(65,660)
CONTRACT-FOUNTAIN	1,680	1,680	1,680	1,680	1,680	1,120	1,680	-
CONTRACT-LANDSCAPE	124,192	133,025	136,800	136,800	136,800	91,200	136,800	-
CONTRACT-LAKE	21,036	21,036	37,536	41,036	41,736	27,824	41,736	-
CONTRACT-GATES	-	50,138	50,190	50,245	50,280	32,746	44,400	(5,880)
GATE - COMMUNICATIONS - TELEPHONE	-	-	-	-	-	924	2,160	2,160
UTILITY-GENERAL	76,212	70,738	72,903	76,347	74,700	52,212	75,000	300
R&M-GENERAL	8,574	1,073	5,041	9,135	9,000	4,058	9,500	500
R&M-GATE	698	1,468	3,575	570	4,800	-	3,500	(1,300)
R&M-OTHER LANDSCAPE	75,281	39,330	44,330	29,665	28,800	27,290	34,240	5,440
R&M-IRRIGATION	2,635	3,510	2,350	2,455	6,000	710	4,500	(1,500)
R&M-LAKE	698	-	-	790	1,200	-	-	(1,200)
R&M-MITIGATION	-	-	-	-	2,260	-	2,000	(260)
R&M-TREES AND TRIMMING	-	-	-	-	10,000	1,500	7,500	(2,500)
R&M-PARKS & FACILITIES	-	-	-	-	3,600	-	1,000	(2,600)
MISC-HOLIDAY DÉCOR	1,945	2,982	11,004	8,847	8,500	7,147	8,500	-
MISC-CONTINGENCY	7,937	14,375	23,437	4,274	15,000	9,612	15,000	-
CAPITAL OUTLAY	-	7,100	35,100	-	-	-	-	-
<b>FIELD TOTAL</b>	<b>484,634</b>	<b>491,738</b>	<b>630,215</b>	<b>577,460</b>	<b>614,616</b>	<b>379,362</b>	<b>524,500</b>	<b>(90,116)</b>
<b>TOTAL EXPENDITURES BEFORE OTHER FINANCING SOURCES (USES)</b>	<b>609,431</b>	<b>618,338</b>	<b>742,812</b>	<b>723,070</b>	<b>747,115</b>	<b>499,628</b>	<b>676,741</b>	<b>(70,374)</b>
<b>EXCESS (DEFICIENCY) OF REVENUES OVER (UNDER) EXPEND.</b>	<b>105,265</b>	<b>97,238</b>	<b>(28,109)</b>	<b>(8,745)</b>	<b>212,813</b>	<b>439,855</b>	<b>72,789</b>	<b>(140,024)</b>
<b>OTHER FINANCING SOURCES AND (USES)</b>								
<b>RENEWAL &amp; REPLACEMENT RESERVE</b>								
RESERVE-FOUNTAIN	-	-	-	-	2,000	-	-	(2,000)
RESERVE-GATE/ENTRY FEATURE	-	-	-	-	6,000	-	-	(6,000)
RESERVE-LAKE EMBANKMENT/DRAINAGE	-	-	-	-	6,000	-	-	(6,000)
RESERVE-LANDSCAPING	-	-	-	-	6,000	-	-	(6,000)
FUNDING ENTERPRISE DEBT SERVICE	-	-	-	-	192,813	184,492	-	(192,813)
RESERVE STUDY CONTRIBUTION	-	-	-	-	-	-	72,789	72,789
<b>TOTAL RENEWAL &amp; REPLACEMENT RESERVE</b>	<b>-</b>	<b>-</b>	<b>-</b>	<b>-</b>	<b>212,813</b>	<b>184,492</b>	<b>72,789</b>	<b>(140,024)</b>
<b>TOTAL EXPENDITURES</b>	<b>609,431</b>	<b>618,338</b>	<b>742,812</b>	<b>723,070</b>	<b>959,928</b>	<b>684,120</b>	<b>749,529</b>	<b>(210,399)</b>
<b>NET CHANGE IN FUND BALANCE</b>	<b>105,265</b>	<b>97,238</b>	<b>(28,109)</b>	<b>(8,745)</b>	<b>-</b>	<b>255,363</b>	<b>-</b>	<b>-</b>

**STATEMENT 2**  
**HERITAGE HARBOR CDD**  
**FY 2019 PROPOSED BUDGET**  
**FUND BALANCE ANALYSIS & ASSESSMENT ALLOCATION - GENERAL FUND**

**FUND BALANCE ANALYSIS - OPTION 1 - MAINTAIN TRANSFER**

Fund Balance Per Audit for FY 2017	759,144
Increase in Fund Balance for FY 2018 Reserves Allocation	20,000
Increase in Fund Balance for FY 2019 Reserves Allocation	72,789
<b>LESS NONSPENDABLE AMOUNTS:</b>	
Less Amounts - Internal Balance to Enterprise Fund	(422,121)
Less Amounts - Prepaids & Deposits	(46,892)
Less Amounts for 1st Quarter Operating	(191,412)
Total After Adjustments Available for Capital Reserve Balance	191,508
Amounts for Capital Reserves per Reserve Study	(376,191)
Deficit to Reserve Account	(184,683)

**FY 2019 O&M & DEBT SERVICE ASSESSMENT SCHEDULE (Second OPTION - Equivalent to FY 2018 O&M Budget W/ Enterprise Fund DS, NO B**

**Table 1 - Total Budget, Collection Expense, and Gross Assessment**

	O&M (incl. GC Debt)	Debt Service (DS) Series 08	Total	
<b>TOTAL BUDGET, net</b>	\$ 937,285	\$ 275,751	\$ 1,213,036	<<< final payment for 08 bond, excluding DSRF and Revenue fund balan
Collection Expense	\$ 59,827	\$ 17,601	\$ 77,428	<< 6%
<b>GROSS ASSESSMENT</b>	\$ 997,112	\$ 293,352	\$ 1,290,464	

**Table 2 - Assessment Allocation and Lots Assessed**

LOT SIZE	A			B		A + B
	Lots Subject to O&M Assmt.	GROSS O&M BUDGET	O&M per Lot	Lots Subject to 08 DS Assmt.	GROSS 08DS BUDGET	TOTAL per Lot (O&M + 08 DS)
50 x 110	393	\$ 584,873	\$ 1,488.23	392	\$ 158,870	\$405.28 \$1,893.51
50 x 120, 125	91	\$ 135,429	\$ 1,488.23	91	\$ 37,834	\$415.76 \$1,903.99
65 x 110	50	\$ 74,411	\$ 1,488.23	50	\$ 22,919	\$458.37 \$1,946.60
75 x 115	91	\$ 135,429	\$ 1,488.23	91	\$ 46,272	\$508.48 \$1,996.71
90x 130	45	\$ 66,970	\$ 1,488.23	45	\$ 27,458	\$610.17 \$2,098.40
<b>Total Lots</b>	<b>670</b>	<b>\$ 997,112</b>	<b>\$ 1,488.23</b>	<b>669</b>	<b>\$ 293,352</b>	

**FY 2019 O&M & DEBT SERVICE ASSESSMENT SCHEDULE (2018 Bank Loan OPTION - New Gen Fund Expenditure Level, New DS)**

**Table 3 - Total Budget, Collection Expense, and Gross Assessment**

	O&M (excl. GC Debt)	Debt Service (DS) Bank Loan	Total	
<b>TOTAL BUDGET, net</b>	\$ 746,829	\$ 342,988	\$ 1,089,817	
Collection Expense	\$ 47,670	\$ 21,893	\$ 69,563	<< 6%
<b>GROSS ASSESSMENT</b>	\$ 794,499	\$ 364,881	\$ 1,159,380	

**Table 4 - Assessment Allocation and Lots Assessed**

LOT SIZE	A			B		A + B
	Lots Subject to O&M Assmt.	GROSS O&M BUDGET	O&M per Lot	Lots Subject to DS Assmt.	GROSS Bank Loan BUDGET	DEBT SERVICE TOTAL per Lot (O&M + DS)
50 x 110	393	\$466,027.26	\$1,185.82	392	\$213,483.20	\$544.60 \$1,730.42
50 x 120, 125	91	\$107,909.62	\$1,185.82	92	\$50,103.20	\$544.60 \$1,730.42
65 x 110	50	\$59,291.00	\$1,185.82	50	\$27,230.00	\$544.60 \$1,730.42
75 x 115	91	\$107,909.62	\$1,185.82	91	\$49,558.60	\$544.60 \$1,730.42
90x 130	45	\$53,361.90	\$1,185.82	45	\$24,507.00	\$544.60 \$1,730.42
<b>Total Lots</b>	<b>670</b>	<b>\$794,499.40</b>	<b>\$1,185.82</b>	<b>670</b>	<b>\$364,882.00</b>	

**COMPARISON OF Second OPTION VERSUS Bank Loan OPTION**

**Table 5 - Second Option versus Bank Loan Option**

	Second Option (incl. 2008 DS)	Bank Loan Option	\$ Change	% Change	
<b>DS Budget</b>	\$ 293,352	\$ 364,882	\$ 71,530	24%	
<b>O&amp;M Budget</b>	\$ 997,112	\$ 794,499	\$ (202,613)	-20%	
<b>Total DS &amp; O&amp;M</b>	\$ 1,290,464	\$ 1,159,381	\$ (131,082)	-10%	<< net effect on total budgets
<b>O&amp;M per Lot</b>	\$ 1,488.23	\$ 1,185.82	\$ (302)	-20%	

**Table 6 - Second Option versus Bank Loan Option Total Assessment per Lot**

LOT SIZE	Second Option	Bank Loan Option	\$ Change	% Change
50 x 110	\$1,893.51	\$1,730.42	-\$163.09	-9%
50 x 120, 125	\$1,903.99	\$1,730.42	-\$173.57	-9%
65 x 110	\$1,946.60	\$1,730.42	-\$216.18	-11%
75 x 115	\$1,996.71	\$1,730.42	-\$266.29	-13%
90x 130	\$2,098.40	\$1,730.42	-\$367.98	-18%



**STATEMENT 3**  
**HERITAGE HARBOR CDD**  
**FY 2019 PROPOSED BUDGET**  
**HERITAGE HARBOR CONTRACT SUMMARY**

FINANCIAL STATEMENT CATEGORY	VENDOR	ANNUALIZED AMOUNT	COMMENTS/SCOPE OF SERVICE
<b>ADMINISTRATIVE EXPENDITURES:</b>			
Supervisors' Compensation		12,000.00	Chapter 190 allows for the 5 Supervisor to be compensated up to \$200 per meeting. Assumes attendance of 5 Supervisors for 12 meetings.
Payroll Taxes		1,609.20	Payroll taxes for FICA, SUI and FUI
Engineering Services	Stantec	9,000	The District Engineer provides general engineering services to the District, attendance and preparation for monthly Board meetings when requested and any other specifically requested assignments
Legal Services	Straley, Robin, Vericker	12,000.00	District Attorney provides legal services to the District, attendance and preparation for monthly Board meetings, review of contracts, review of agreements and resolutions, and other research as directed or requested by the Board of Supervisors and the District Manager
District Management	DPFG	65,348	The District receives management, accounting, administrative services as part of the management agreement. Price structure from Oct - Jan (\$5,850 per month) from Feb - Sept (\$6,267 per month)
Property Appraiser		-	No longer Utilized
Accounting Services		-	No Longer Utilized
Auditing Services		8,500.00	The District is required to conduct an annual audit of its financial records by an Independent Certified Public Accounting firm.
Postage & Freight		1,500.00	Actual postage and freight used for District mailings to residents and Board members.
Insurance (Liability, Property, Casualty)	Brown & Brown	14,000.00	
Printing & Binding		2,200.00	Printing of District packages, mail printings and other special projects
Legal Advertising	Times Publishing	1,200.00	The District is required to advertise various notices for monthly Board meetings and other public hearings in a newspaper of general circulation
Miscellaneous (Bank Fees, Brochures, Misc)		1,500.00	
MISC - Assessment Collection Cost	Hillsborough County	-	Assessments are reported net
Website Hosting & Management	Ventures Inc.	985.00	In accordance with Florida Statute the District maintains a web site.
Office Supplies	Miscellaneous	500.00	Supplies, postage & freight, printing & binding
Annual District Filing Fee	Department of Economic Opportunity	175.00	Required Under Florida State Statute
Allocation of HOA Shared Expenditures		21,723	
Administrative Total		\$ 152,240.47	
<b>FIELD EXPENDITURES:</b>			
FIELD			
Payroll	Innovation	44,924.00	Two full time employees and one part time employee. Costs are shared 50/50 with the HOA
FICA Taxes	Innovation	5,840.00	Two full time employees and one part time employee. Costs are shared 50/50 with the HOA
Life & Health Insurance	Innovation	4,220.40	Two full time employees and one part time employee. Costs are shared 50/50 with the HOA
Field Management	Inframark	-	No longer utilized
Contract - Guard Services	Hillsborough County Sheriff	82,000.00	The District has a contract with Hillsborough County Sheriff to provide rover and security services for the District. The HOA pays for 30% of the total of \$115,000
Contract - Fountain Repairs & Maintenance	A-Quality Pool Service	1,680.00	The District has a contract with the vendor to provide maintenance of the entrance fountain
Contract - Landscape	Greenview Landscape & OLM	136,800.00	Pursuant to categories A & B Of the contract, the monthly amount is \$10,400. OLM landscape inspection is \$1,000 monthly
Contract - Lake Maintenance	Aquatic Systems	41,736.00	Aquatic Systems manages 88 waterways with a minimum of 52 inspections yearly; providing algae and aquatic weed control as well as shoreline grass control. Also provides debris removal in the amount of \$350 monthly
Contract - Gate Security Monitoring	Envera	44,400.00	Contract provides for monitoring and database services (\$3,300 monthly) and repair and maintenance services (\$400 monthly)
Gate Telephone Communications	Frontier	2,160.00	Contracts with Frontier provide for East (\$125 monthly) & West Gate (\$55 monthly) telephone/internet service. (includes estimates for taxes and surcharges)
Utility - General	TECO	75,000.00	
R&M General		9,500.00	
R&M Gate		3,500.00	
R&M Other Landscape	Greenview Landscape	34,240.00	Pursuant to the contract mulch is \$12,540 and Seasonal Plant Installation is \$21,700 annually
R&M Irrigation		4,500.00	
R&M Lake		-	
R&M Mitigation		2,000.00	
R&M Trees & Trimming		7,500.00	Trimming of District Trees
R&M Parks & Facilities		1,000.00	
MISC - Holiday Décor		8,500.00	
MISC - Contingency		15,000.00	
CAPITAL OUTLAY		-	As needed
Field Total		\$ 524,500.40	

**STATEMENT 4  
HERITAGE HARBOR CDD  
PROPOSED FY 2019 BUDGET  
SERIES 2008 DEBT SERVICE ASSESSMENT (GENERAL FUND)**

		<b>FY 2019 PROPOSED BUDGET</b>
<b>REVENUE</b>		
ASSESSMENTS ON-ROLL		\$ 275,751
INTEREST--INVESTMENT		-
<b>TOTAL REVENUE</b>		<b>275,751</b>
<b>EXPENDITURES</b>		
DEBT SERVICE OBLIGATION		275,751
<b>TOTAL EXPENDITURES</b>		<b>275,751</b>
<b>EXCESS OF REVENUE OVER (UNDER) EXPENDITURES</b>		-
TOTAL DS BUDGET		\$ 275,751.00
COLLECTION COST		\$ 23,978.35
TOTAL		<u>\$ 299,729.35</u>

**STATEMENT 5**  
**HERITAGE HARBOR CDD**  
**SERIES 2008 SPECIAL ASSESSMENT REFUNDING BONDS (GENERAL FUND)**  
**DEBT SERVICE REQUIREMENT**

Period Ending	Principal	Coupon	Interest Debt Service /(a)		Annual Debt Service /(a)	Bonds Outstanding
11/1/2017						525,000
5/1/2018	255,000	4.260%	11,183	266,183		270,000
11/1/2018		4.260%	5,751	5,751	271,934	270,000
5/1/2019	270,000	4.260%	5,751	275,751	275,751	-
<b>Total</b>	<b>\$ 525,000</b>		<b>\$ 22,685</b>	<b>\$ 547,685</b>	<b>\$ 547,685</b>	

max. annual debt service (MADS) 275,751

**STATEMENT 6**  
**HERITAGE HARBOR CDD**  
**FY 2019 PROPOSED BUDGET**  
**ENTERPRISE FUND - GOLF COURSE / PRO SHOP**

	FY 2014 ACTUAL	FY 2015 ACTUAL	FY 2016 ACTUAL	FY 2017 ACTUAL	FY 2018 ADOPTED	FY 2018 YTD - MARCH	FY 2019 PROPOSED	VARIANCE 2018-2019	FY 2019 OPTION 2
<b>REVENUE</b>									
<b>GOLF COURSE REVENUES:</b>									
GREEN FEES	\$ 1,045,369	\$ 1,020,063	\$ 975,027	\$ 922,973	\$ 890,997	\$ 526,056	\$ 890,997	\$ -	\$ 890,997
CLUB RENTALS	25	25	25	50	25	25	25	-	25
RANGE FEES	44,824	46,451	40,740	38,518	38,804	22,979	38,804	-	38,804
HANDICAPS	140	60	120	40	100	40	100	-	100
HANDICAPS	-	-	-	-	-	-	-	-	-
<b>TOTAL GOLF REVENUES</b>	<b>1,090,358</b>	<b>1,066,599</b>	<b>1,015,912</b>	<b>961,581</b>	<b>929,926</b>	<b>549,100</b>	<b>929,926</b>	<b>-</b>	<b>929,926</b>
<b>PRO SHOP REVENUES:</b>									
GOLF BALL SALES	19,793	24,736	22,102	23,512	22,750	11,610	22,800	50	22,800
GLOVES SALES	5,628	5,793	6,458	6,057	5,576	2,730	6,000	424	6,000
HEADWEAR SALES	3,842	3,913	3,894	3,783	3,664	1,809	3,775	111	3,775
LADIE'S WEAR SALES	-	-	-	-	-	245	-	-	-
MEN'S WEAR SALES	930	1,303	1,846	1,382	1,470	2,099	2,000	530	2,000
MISCELLANEOUS SALES	3,761	3,425	2,553	1,522	2,402	1,211	2,000	(402)	2,000
<b>TOTAL PRO SHOP REVENUES</b>	<b>33,954</b>	<b>39,170</b>	<b>36,853</b>	<b>36,256</b>	<b>35,862</b>	<b>19,704</b>	<b>36,575</b>	<b>713</b>	<b>36,575</b>
<b>TOTAL OPERATING REVENUE:</b>	<b>1,124,312</b>	<b>1,105,769</b>	<b>1,052,765</b>	<b>997,837</b>	<b>965,788</b>	<b>568,804</b>	<b>966,501</b>	<b>713</b>	<b>966,501</b>
<b>COST OF GOODS SOLD</b>									
GOLF BALL	10,799	13,923	12,233	11,484	10,500	5,431	12,136	1,636	12,136
GLOVES	2,912	4,122	1,845	3,689	3,200	2,238	3,314	114	3,314
HEADWEAR	1,937	1,967	2,247	639	1,600	868	1,880	280	1,880
LADIE'S WEAR	-	-	-	-	-	127	-	-	-
MEN'S WEAR	287	722	936	875	875	948	1,008	133	1,008
MISCELLANEOUS	1,271	1,307	943	1,388	1,500	549	858	(642)	858
<b>TOTAL COST OF GOODS SOLD</b>	<b>17,206</b>	<b>22,041</b>	<b>18,204</b>	<b>18,075</b>	<b>17,675</b>	<b>10,161</b>	<b>19,197</b>	<b>1,522</b>	<b>19,197</b>
<b>GROSS PROFIT</b>	<b>1,107,106</b>	<b>1,083,728</b>	<b>1,034,561</b>	<b>979,762</b>	<b>948,113</b>	<b>558,643</b>	<b>947,304</b>	<b>(809)</b>	<b>947,304</b>
<b>OPERATING EXPENSES</b>									
<b>GOLF COURSE:</b>									
PAYROLL-HOURLY	300,552	299,857	312,372	300,864	272,173	127,685	275,000	2,827	275,000
PAYROLL - BONUS	8,000	-	1,500	-	-	-	-	-	-
INCENTIVE	500	500	500	-	500	500	500	-	500
FICA TAXES & ADMINISTRATIVE	43,246	41,503	43,477	45,986	45,000	18,456	44,000	(1,000)	44,000
LIFE AND HEALTH INSURANCE	18,855	23,928	22,660	21,555	23,842	13,729	28,400	4,558	28,400
ACCOUNTING SERVICES	9,000	9,000	9,000	9,000	9,000	3,000	4,890	(4,110)	4,890
CONTRACT-LAKES	16,500	16,500	-	-	-	-	-	-	-
CONTRACTS-SECURITY ALARMS	239	239	239	239	239	120	239	-	239
COMMUNICATION-TELEPHONE	2,110	2,197	2,271	2,314	2,296	1,182	2,364	68	2,364
POSTAGE AND FREIGHT	269	268	190	380	200	36	200	-	200
ELECTRICITY	16,532	13,841	14,654	13,391	14,400	3,781	13,200	(1,200)	13,200
UTILITY-REFUSE REMOVAL - MAINTENANCE	4,264	4,524	4,955	5,396	5,644	2,842	3,927	(1,717)	3,927
UTILITY-WATER AND SEWER	6,817	7,018	6,699	5,526	6,600	2,058	6,600	-	6,600
RENTAL/LEASE - VEHICLE/EQUIP	39,220	39,517	42,240	44,090	44,090	26,276	39,311	(4,779)	39,311
LEASE - ICE MACHINES	1,538	1,400	1,550	1,513	1,500	875	1,500	-	1,500
INSURANCE-PROPERTY	15,102	14,210	13,908	14,542	15,996	14,866	16,353	357	16,353
R&M-BUILDINGS	395	5,149	-	2,288	480	-	500	20	500
R&M-EQUIPMENT	17,643	15,725	15,114	12,579	15,900	5,793	15,500	(400)	15,500
R&M-FERTILIZER	23,081	27,630	20,181	17,421	23,200	13,358	30,000	6,800	30,000
R&M-IRRIGATION	4,268	5,657	9,514	2,244	3,600	4,730	5,000	1,400	5,000
R&M-GOLF COURSE	7,171	7,701	3,966	4,598	5,025	1,110	5,025	-	5,025
R&M-PUMPS	4,066	2,921	2,958	3,667	2,760	1,374	2,760	-	2,760
MISC-PROPERTY TAXES	1,133	-	-	2,488	1,500	2,082	2,100	600	2,100
MISC-LICENSES AND PERMITS	70	25	25	25	125	-	125	-	125
OP SUPPLIES - GENERAL	5,476	4,451	5,274	4,056	4,800	1,885	4,800	-	4,800
OP SUPPLIES - UNIFORMS	3,776	-	-	-	-	-	-	-	-
OP SUPPLIES - FUEL / OIL	34,810	21,941	15,444	13,245	18,000	6,159	15,500	(2,500)	15,500
OP SUPPLIES - CHEMICALS	31,069	30,996	33,487	31,218	20,730	9,357	30,571	9,841	30,571
OP SUPPLIES - HAND TOOLS	3,758	320	110	40	1,000	-	750	(250)	750
SUPPLIES - SAND	2,086	1,790	2,590	3,250	1,800	-	1,800	-	1,800
SUPPLIES - TOP DRESSING	1,753	2,372	1,755	1,479	2,400	-	2,400	-	2,400
SUPPLIES - SEEDS	4,551	-	6,640	3,085	-	-	2,000	2,000	2,000
SUBSCRIPTIONS, MEMBERSHIPS & MISC.	-	-	-	-	-	5,972	-	-	-
ALLOCATION OF HOA SHARED EXPENDITURES	-	-	-	-	-	-	753	753	753
<b>GOLF COURSE TOTAL</b>	<b>627,850</b>	<b>601,180</b>	<b>593,273</b>	<b>566,479</b>	<b>542,800</b>	<b>267,226</b>	<b>556,068</b>	<b>13,268</b>	<b>556,068</b>



STATEMENT 6  
HERITAGE HARBOR CDD  
FY 2019 PROPOSED BUDGET  
ENTERPRISE FUND - GOLF COURSE / PRO SHOP

	FY 2014 ACTUAL	FY 2015 ACTUAL	FY 2016 ACTUAL	FY 2017 ACTUAL	FY 2018 ADOPTED	FY 2018 YTD - MARCH	FY 2019 PROPOSED	VARIANCE 2018-2019	FY 2019 OPTION 2
<b>PRO SHOP:</b>									
PAYROLL- HOURLY	133,041	145,084	146,245	154,794	149,000	68,000	149,000	-	149,000
PAYROLL - BONUS	8,000	-	1,500	-	-	-	-	-	-
FICA TAXES & ADMINISTRATIVE	20,582	20,950	21,089	23,668	22,500	9,883	23,840	1,340	23,840
LIFE AND HEALTH INSURANCE	12,693	8,640	15,057	14,260	17,489	6,912	17,000	(489)	17,000
PROFSERV-WEBSITE DEVELOPMENT	1,022	688	750	750	1,000	263	-	(1,000)	-
ACCOUNTING SERVICES	9,000	9,000	9,000	9,000	9,000	3,000	4,890	(4,110)	4,890
CONTRACT-SECURITY ALARMS	2,682	1,378	2,908	1,251	2,157	647	2,157	-	2,157
POSTAGE AND FREIGHT	269	268	190	380	240	250	250	10	250
ELECTRICITY	11,199	11,832	11,748	9,362	12,000	5,077	8,400	(3,600)	8,400
UTILITY-REFUSE REMOVAL	465	441	493	504	519	133	693	174	693
UTILITY-WATER AND SEWER	2,275	3,396	1,543	2,287	3,240	762	2,500	(740)	2,500
LEASE-CARTS	70,560	70,560	70,560	70,560	70,560	29,400	70,560	-	70,560
INSURANCE-PROPERTY	8,894	8,368	7,909	8,269	9,096	8,453	9,298	202	9,298
R&M-GENERAL	2,181	8,819	8,336	5,155	6,000	5,264	3,000	(3,000)	3,000
R&M-AIR CONDITIONING	414	530	2,078	799	450	145	800	350	800
R&M-RANGE	-	1,994	-	-	-	-	-	-	-
ADVERTISING	9,811	10,225	9,568	10,830	10,500	4,458	10,500	-	10,500
MISC-BANK CHARGES	25,282	31,573	33,049	25,125	27,000	12,598	22,000	(5,000)	22,000
MISC-CABLE TV EXPENSES	1,319	1,359	1,386	1,402	1,455	472	1,400	(55)	1,400
MISC-PROPERTY TAXES	5,798	5,481	5,375	3,883	5,500	5,131	5,500	-	5,500
MISC-HANDICAP FEES	696	582	525	488	500	500	500	-	500
OFFICE SUPPLIES	909	992	1,465	1,297	1,200	475	1,200	-	1,200
COMPUTER EXPENSE	965	965	965	1,755	966	483	1,000	34	1,000
OP SUPPLIES - GENERAL	468	770	913	521	900	3,070	1,000	100	1,000
SUPPLIES - SCORECARDS	1,619	286	994	1,352	500	-	1,500	1,000	1,500
CONTINGENCY	-	-	-	-	-	-	2,000	2,000	2,000
ALLOCATION OF HOA SHARED EXPENDITURES	26,823	27,722	22,272	21,759	29,249	6,444	14,503	(14,746)	14,503
<b>PRO SHOP TOTAL</b>	<b>356,967</b>	<b>371,903</b>	<b>375,918</b>	<b>369,451</b>	<b>381,021</b>	<b>171,820</b>	<b>353,492</b>	<b>(27,529)</b>	<b>353,491</b>
<b>TOTAL OPERATING EXPENSES</b>	<b>984,817</b>	<b>973,083</b>	<b>969,191</b>	<b>935,930</b>	<b>923,821</b>	<b>439,046</b>	<b>909,559</b>	<b>(14,262)</b>	<b>909,559</b>
<b>EXCESS (DEFICIENCY) OF REVENUES OVER (UNDER) EXPEND.</b>	<b>122,289</b>	<b>110,645</b>	<b>65,370</b>	<b>43,832</b>	<b>24,292</b>	<b>119,597</b>	<b>37,745</b>	<b>13,453</b>	<b>37,745</b>
<b>NONOPERATING EXPENSES:</b>									
DEBT SERVICE									
ARBITRAGE	300	300	300	300	300	(34,294)	300	-	-
DISSIMINATION	1,000	1,000	1,000	1,000	1,000	-	1,000	-	-
TRUSTEE	2,658	3,098	3,098	3,563	3,563	(10,000)	3,565	2	-
PRINCIPAL DEBT RETIREMENT	90,000	100,000	110,000	115,000	125,000	(600)	130,000	5,000	-
INTEREST EXPENSE	100,201	92,354	82,796	77,500	67,813	-	53,475	(14,338)	-
<b>DEBT SERVICE TOTAL</b>	<b>194,159</b>	<b>196,752</b>	<b>197,194</b>	<b>197,363</b>	<b>197,676</b>	<b>(3,098)</b>	<b>188,340</b>	<b>(9,336)</b>	<b>-</b>
<b>TOTAL EXPENSES</b>	<b>1,178,976</b>	<b>1,169,835</b>	<b>1,166,385</b>	<b>1,133,293</b>	<b>1,121,497</b>	<b>435,948</b>	<b>1,097,899</b>	<b>(23,598)</b>	<b>909,559</b>
<b>NONOPERATING REVENUES</b>									
INTEREST AND DIVIDEND REVENUE	126	404	179	305	300	90	300	-	300
MISC REVENUES	501	-	19	-	-	-	-	-	-
INTERFUND TRANSFER IN	-	-	-	-	192,813	34,294	183,475	(9,338)	-
<b>TOTAL NONOPERATING INCOME &amp; DEDUCTIONS</b>	<b>627</b>	<b>404</b>	<b>198</b>	<b>305</b>	<b>193,113</b>	<b>34,384</b>	<b>183,775</b>	<b>(9,338)</b>	<b>300</b>
<b>CHANGE IN NET POSITION</b>	<b>(71,243)</b>	<b>(85,703)</b>	<b>(131,626)</b>	<b>(153,226)</b>	<b>19,729</b>	<b>157,079</b>	<b>33,180</b>	<b>13,451</b>	<b>38,045</b>

**STATEMENT 7  
HERITAGE HARBOR CDD  
FY 2019 PROPOSED BUDGET  
ENTERPRISE FUND - RESTAURANT**

	FY 2014 ACTUAL	FY 2015 ACTUAL	FY 2016 ACTUAL	FY 2017 ACTUAL	FY 2018 ADOPTED	FY 2018 YTD - MARCH	FY 2019 PROPOSED	VARIANCE 2018-2019
1 <b>REVENUE</b>								
2 RENTS OR ROYALTIES	80,964	80,009	78,914	78,547	78,000	39,000	78,000	
3 <b>TOTAL OPERATING REVENUE:</b>	<b>80,964</b>	<b>80,009</b>	<b>78,914</b>	<b>78,547</b>	<b>78,000</b>	<b>39,000</b>	<b>78,000</b>	<b>-</b>
4 <b>OPERATING EXPENSES</b>								
5 <b>RESTAURANT:</b>								
6 PAYROLL-HOURLY	10,490	10,896	3,432	5,128	4,895	1,457	11,231	6,336
7 FICA, TAXES & PAYROLL FEES	-	-	-	-	-	-	1,460	1,460
8 LIFE AND HEALTH INSURANCE	-	-	-	-	-	-	1,055	1,055
9 PROFSERV-LEGAL SERVICES	-	-	-	-	-	-	-	-
10 PROFSERVE-WEBSITE DEVELOPMENT	1,022	688	750	750	1,200	263	-	(1,200)
11 ACCOUNTING SERVICES	1,200	1,200	1,200	1,200	1,200	400	-	(1,200)
12 CONTRACTS-JANITORIAL SERVICES	1,095	1,327	2,162	1,614	2,440	373	5,255	2,815
13 CONTRACTS-SECURITY ALARMS	2,183	836	1,972	537	1,883	329	757	(1,126)
14 COMMUNICATION-TELEPHONE	1,433	1,503	1,937	2,567	1,932	982	3,843	1,911
15 ELECTRICITY-GENERAL	11,435	10,933	12,384	9,916	12,480	2,923	5,890	(6,590)
16 UTILITY - REFUSE REMOVAL	4,185	3,972	4,434	4,538	4,674	2,089	5,067	393
17 UTILITY - WATER & SEWER	2,275	3,396	1,543	2,287	3,600	762	2,273	(1,327)
18 LEASE - COPIER	839	940	923	940	1,200	364	377	(823)
19 LEASE - DISHWASHER	660	720	720	720	720	432	1,080	360
20 INSURANCE-PROPERTY	8,763	8,245	7,793	8,148	8,963	7,966	9,859	896
21 R&M-AIR CONDITIONING	2,349	1,402	10,845	2,404	900	857	451	(449)
22 R&M-BUILDINGS	849	9,604	4,772	7,621	2,100	235	2,000	(100)
23 R&M-PEST CONTROL	1,148	1,184	3,083	1,830	3,617	3,338	691	(2,926)
24 MISC-PROPERTY TAXES	1,841	1,836	971	921	2,000	-	2,000	-
25 MISC-CABLE MUSIC	799	771	735	822	847	217	313	(534)
26 MISC-INTERNET	-	-	-	-	-	-	165	165
27 OFFICE SUPPLIES	24	42	105	125	60	62	35	(25)
28 JANITORIAL SUPPLIES	-	-	-	-	-	-	2,026	2,026
29 COMPUTER EXPENSE	965	965	965	965	1,200	483	2,000	800
30 RESERVE	24,511	24,511	24,511	22,163	24,511	4,997	7,476	(17,035)
31 <b>TOTAL OPERATING EXPENSES</b>	<b>78,066</b>	<b>84,971</b>	<b>85,237</b>	<b>75,196</b>	<b>80,422</b>	<b>28,529</b>	<b>65,303</b>	<b>(15,119)</b>
32								
33 <b>EXCESS (DEFICIENCY) OF REVENUES OVER (UNDER) EXPEND.</b>	<b>2,898</b>	<b>(4,962)</b>	<b>(6,323)</b>	<b>3,351</b>	<b>(2,422)</b>	<b>10,471</b>	<b>12,697</b>	<b>15,119</b>
34								
35 <b>OTHER FINANCING SOURCES AND (USES)</b>								
36 <b>RENEWAL &amp; REPLACEMENT RESERVE</b>								
37	-	-	-	-	-	-	-	-
38								
39 <b>TOTAL RENEWAL &amp; REPLACEMENT RESERVE</b>	<b>-</b>	<b>-</b>	<b>-</b>	<b>-</b>	<b>-</b>	<b>-</b>	<b>-</b>	<b>-</b>
40								
41 <b>TOTAL EXPENDITURES</b>	<b>78,066</b>	<b>84,971</b>	<b>85,237</b>	<b>75,196</b>	<b>80,422</b>	<b>28,529</b>	<b>65,303</b>	<b>(15,119)</b>
42								
43 <b>NET CHANGE IN FUND BALANCE</b>	<b>2,898</b>	<b>(4,962)</b>	<b>(6,323)</b>	<b>3,351</b>	<b>(2,422)</b>	<b>10,471</b>	<b>12,697</b>	<b>15,119</b>

**STATEMENT 8**  
**HERITAGE HARBOR CDD**  
**SERIES 1997 RECREATIONAL REVENUE BONDS (ENTERPRISE FUND)**  
**DEBT SERVICE REQUIREMENT**

Period Ending	Principal	Coupon	Interest Debt Service /(a)		Annual Debt Service /(a)	Bonds Outstanding
11/1/2017			34,294	34,294		875,000
5/1/2018	120,000	7.750%	33,906	153,906		755,000
11/1/2018		7.750%	29,256	29,256	183,163	755,000
5/1/2019	130,000	7.750%	29,256	159,256		625,000
11/1/2019		7.750%	24,219	24,219	183,475	625,000
5/1/2020	140,000	7.750%	24,219	164,219		485,000
11/1/2020		7.750%	18,794	18,794	183,013	485,000
5/1/2021	150,000	7.750%	18,794	168,794		335,000
11/1/2021		7.750%	12,981	12,981	181,775	335,000
5/1/2022	160,000	7.750%	12,981	172,981		175,000
11/1/2022		7.750%	6,781	6,781	179,763	175,000
5/1/2023	175,000	7.750%	6,781	181,781	181,781	-
<b>Total</b>	<b>\$ 875,000</b>		<b>\$ 252,263</b>	<b>\$ 1,127,263</b>	<b>\$ 1,092,969</b>	

max. annual debt service (MADS) 183,475

# EXHIBIT 9



Heritage Harbor Community Development District  
BALANCE SHEET -  
GOVERNMENTAL FUNDS  
September 30, 2017

DRAFT

	General	Debt Service	Total Governmental Funds
<b>ASSETS</b>			
Cash and cash equivalent	\$ 295,447	\$ -	\$ 295,447
Accounts receivable	13,822	-	13,822
Due from other funds	422,131	-	422,131
Due from other governments	4,499	1,877	6,376
Prepaid expenses	45,002	-	45,002
Deposits	1,890	-	1,890
Restricted assets			
Investments, at fair value	-	105,861	105,861
<b>Total Assets</b>	<u><u>\$ 782,791</u></u>	<u><u>\$ 107,738</u></u>	<u><u>\$ 890,529</u></u>
<b>LIABILITIES AND FUND BALANCES</b>			
<b>Liabilities:</b>			
Accounts payable and accrued expenses	\$ 23,647	\$ -	\$ 23,647
<b>Fund Balances:</b>			
Nonspendable			
Prepaid expenses	45,002	-	45,002
Deposits	1,890	-	1,890
Restricted			
Debt service	-	107,738	107,738
Assigned:			
Landscape	20,876	-	20,876
Gate/entry features	17,781	-	17,781
Lake embankments	20,876	-	20,876
Fountains	6,959	-	6,959
Irrigation	32,217	-	32,217
Operating reserve	191,412	-	191,412
Due from other funds	422,131	-	422,131
<b>Total Fund Balances</b>	<u><u>759,144</u></u>	<u><u>107,738</u></u>	<u><u>866,882</u></u>
<b>Total Liabilities and Fund Balances</b>	<u><u>\$ 782,791</u></u>	<u><u>\$ 107,738</u></u>	<u><u>\$ 890,529</u></u>

See accompanying notes to financial statements.

# EXHIBIT 10



Hillsborough County Sheriff's Office  
**Trespass Authorization Form**



In accordance with Florida Statute 810.09, completion of this form authorizes the Hillsborough County Sheriff's Office, through its duly appointed personnel, to issue and enforce trespass warnings on behalf of the owner or agent of the listed property.

Property/  
Business Name: Heritage Harbor Community Development District

Property Address: 19502 Heritage Harbor Parkway, Lutz, FL 33558

Phone Number: (813) 220-6089

I, David Penzer as owner / agent (*circle one*) of the above listed property, do  
(Print Name)  
hereby authorize sworn personnel of the Hillsborough County Sheriff's Office (HCSO) to issue trespass warnings on my behalf. In doing so, I have read and understood the following:

                     Owners or their agents are responsible for issuing trespass warnings during hours of operation and at any  
(Please Initial) other times when they are present. This authorization does not alter an owner/agent's ability to issue warnings as they deem appropriate.

                     HCSO will only issue trespass warnings under this authority upon the determination that an individual  
(Please Initial) presents a threat to public safety or welfare.

                     Issuance of trespass warnings by the HCSO, will be at the sole discretion of the investigating deputy or  
(Please Initial) his/her supervisor.

                     HCSO shall not be held liable for any expenses or damages incurred by the property owner as a result of  
(Please Initial) a deputy's decision not to issue a trespass warning.

                     Change in ownership or agency requires new authorization.  
(Please Initial)

Owner/Agent Signature: \_\_\_\_\_ Date: \_\_\_\_\_

Deputy Signature: \_\_\_\_\_ ABN: \_\_\_\_\_ Date: \_\_\_\_\_

District: \_\_\_\_\_ CRD Area: \_\_\_\_\_